

Le Velo

46 Baywater Drive, Wentworth Point, NSW, 2127



Via Google Earth

DRAWING LIST








Sheet Number	Sheet Name	Scale
A00	Cover Page	N/A
A01	Sun Study Diagram	1:2000
A02	Level 1 Floor Plan	1:100
A03	Level 1 RCP	1:100
A04	Level 2 Floor Plan	1:100
A05	Level 2 RCP	1:100
A06	Section 1	1:50
A07	Section 2	1:50
A08	Section 3	1:50
A09	Bar Detail Plan & Bar Elevation 1	1:20
A10	Bar Elevations 2-3	1:20
A11	Bar Elevations 4-5 and Bar Section 1	1:20
A12	Bar Isometric	1:20
A13	Bar Detail Section & Shelving	1:5/1:2
A14	Stair Lower and Upper Plans	1:20
A15	Stair Elevations 1-2	1:20
A16	Stair Section 1	1:20
A17	Stair Detail Sections Lower & Upper	1:5
A18	Level 1 Perspective Decal	N/A

ROOM SCHEDULE

Level	Name	Area
Level 1	Bar	25 m ²
Level 1	Kitchen	13 m ²
Level 1	Bike Repair	50 m ²
Level 1	Dining	115 m ²
Level 1	Wash Room	12 m ²
Level 1	Storage	23 m ²
Level 1	Male WC	16 m ²
Level 1	Airlock	2 m ²
Level 1	Accessible WC	4 m ²
Level 1	Female WC	13 m ²
Level 2	Mezzanine Dining / Gallery	110 m ²

LEGEND

Hatch Type

	Existing		MDF
	Concrete		Earth
	Tile		Timber
	Plaster Board		

Wall Types






	STW1	13mm Plaster Board, 90mm Timber Stud Frame, 13mm Plaster Board
	STW2	13mm Plaster Board, 90mm Timber Stud Frame, 13mm FC, 2mm Glue, 10mm Tile
	STW3	10mm Tile, 2mm Glue, 13mm FC, 90mm Timber Stud Frame, 13mm FC, 2mm Glue, 10mm Tile

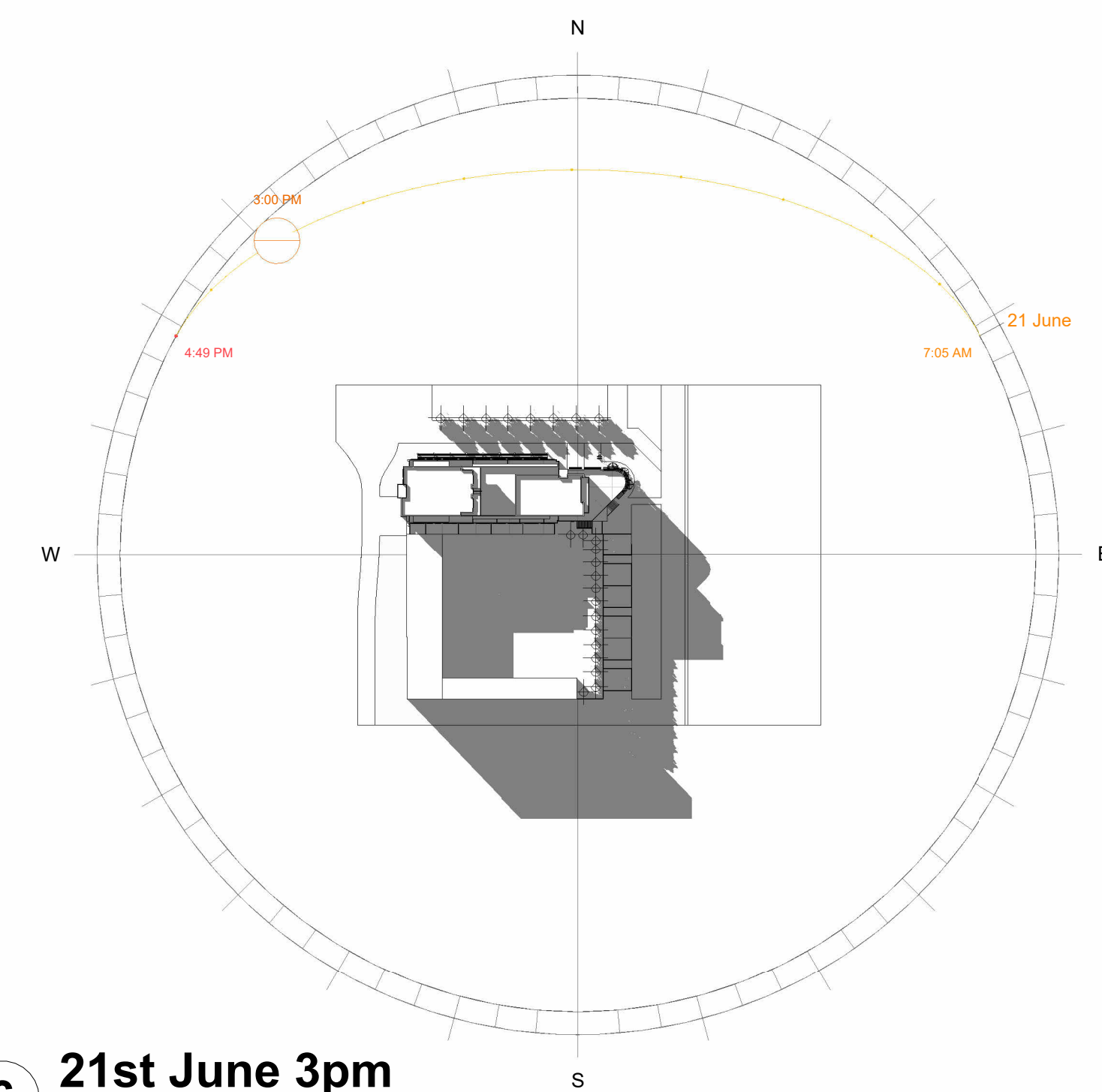
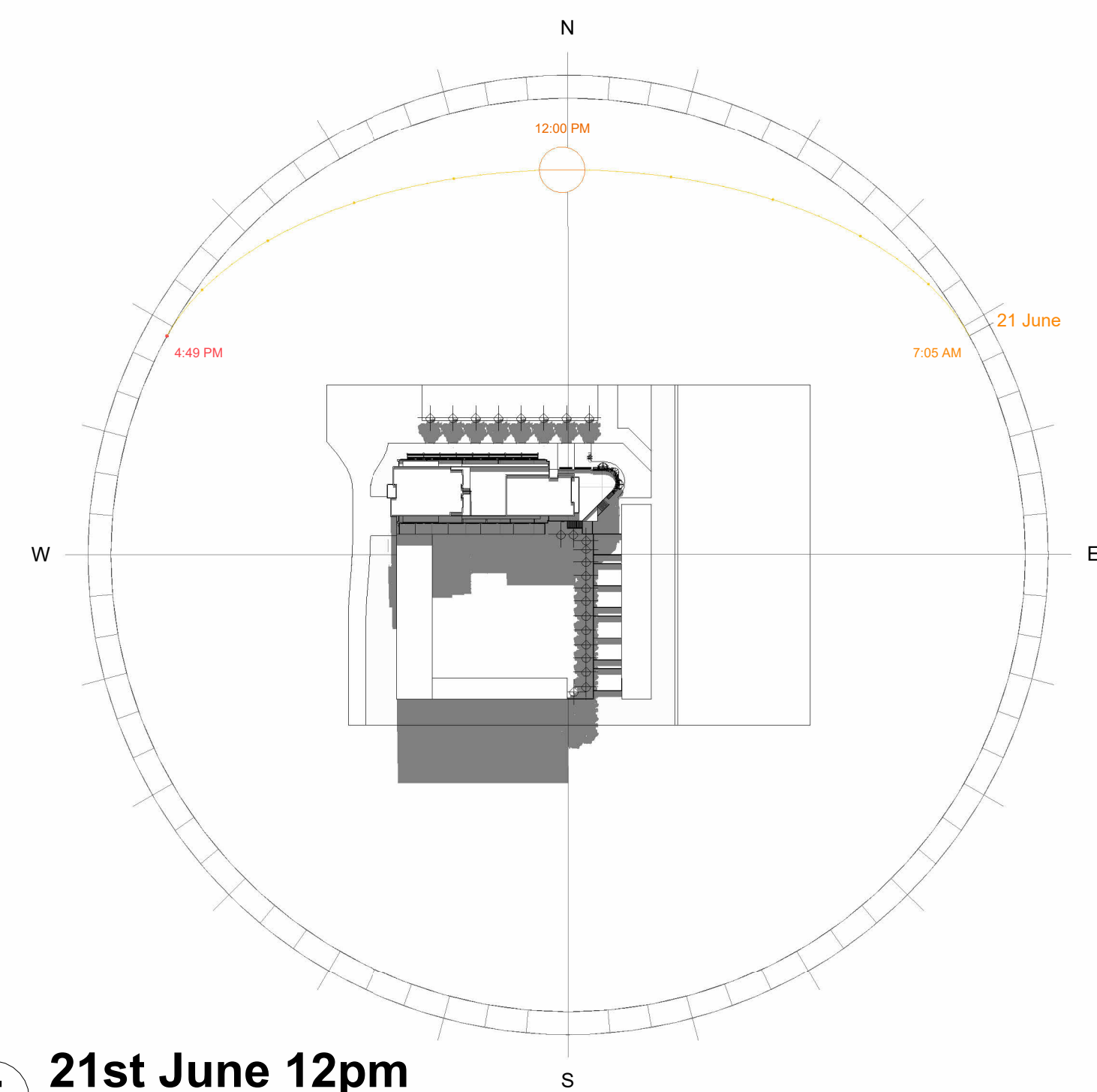
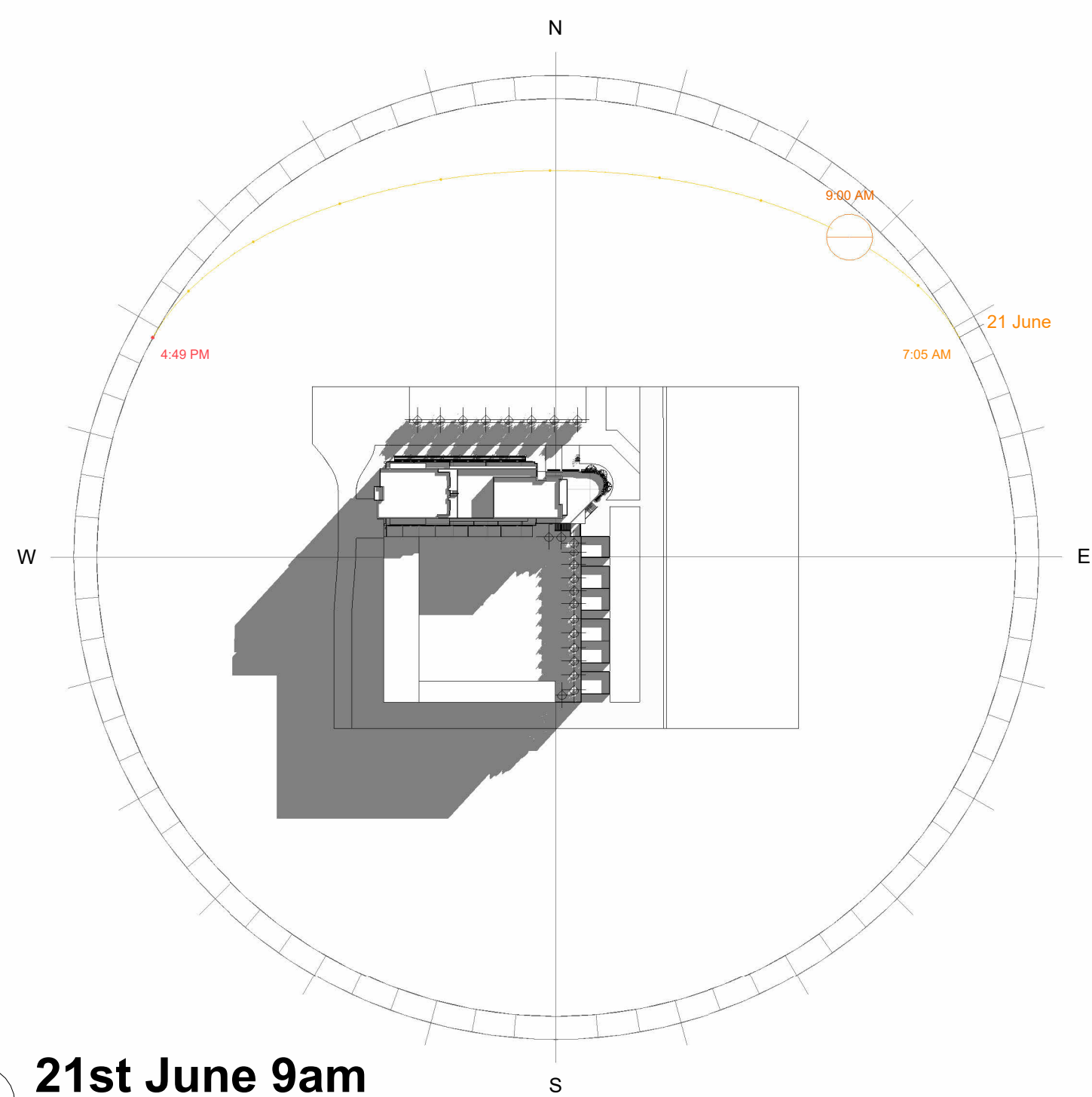
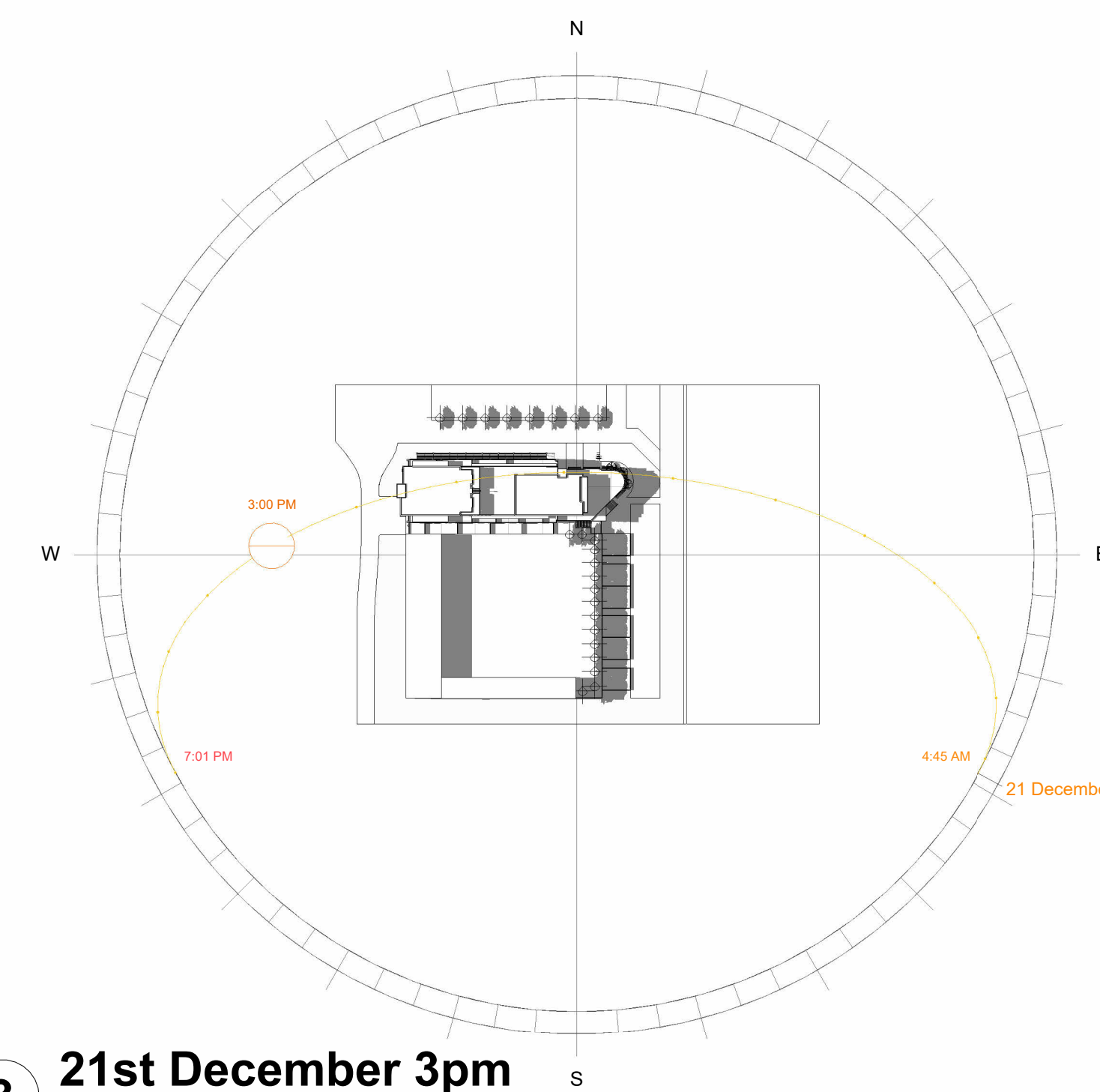
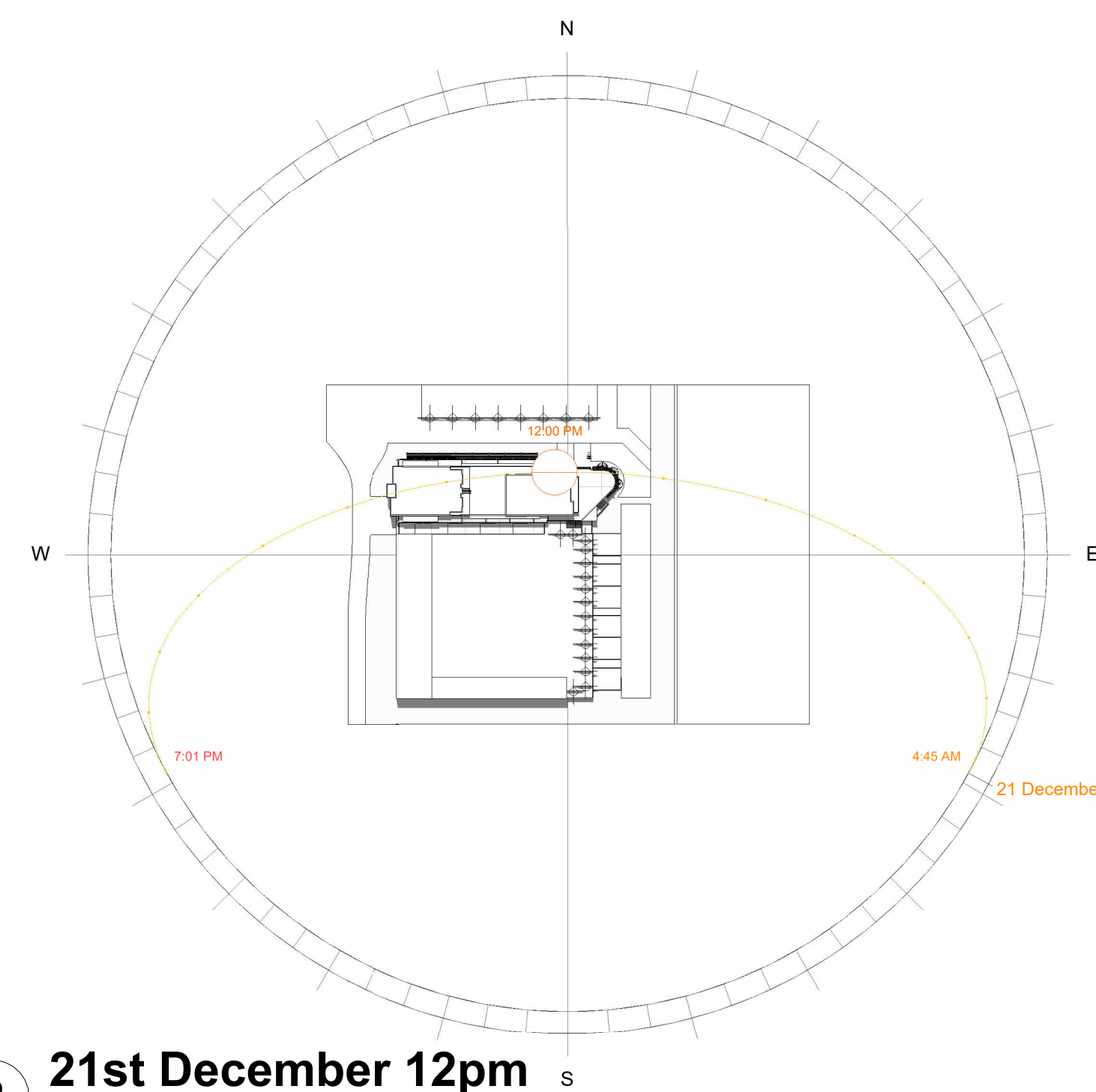
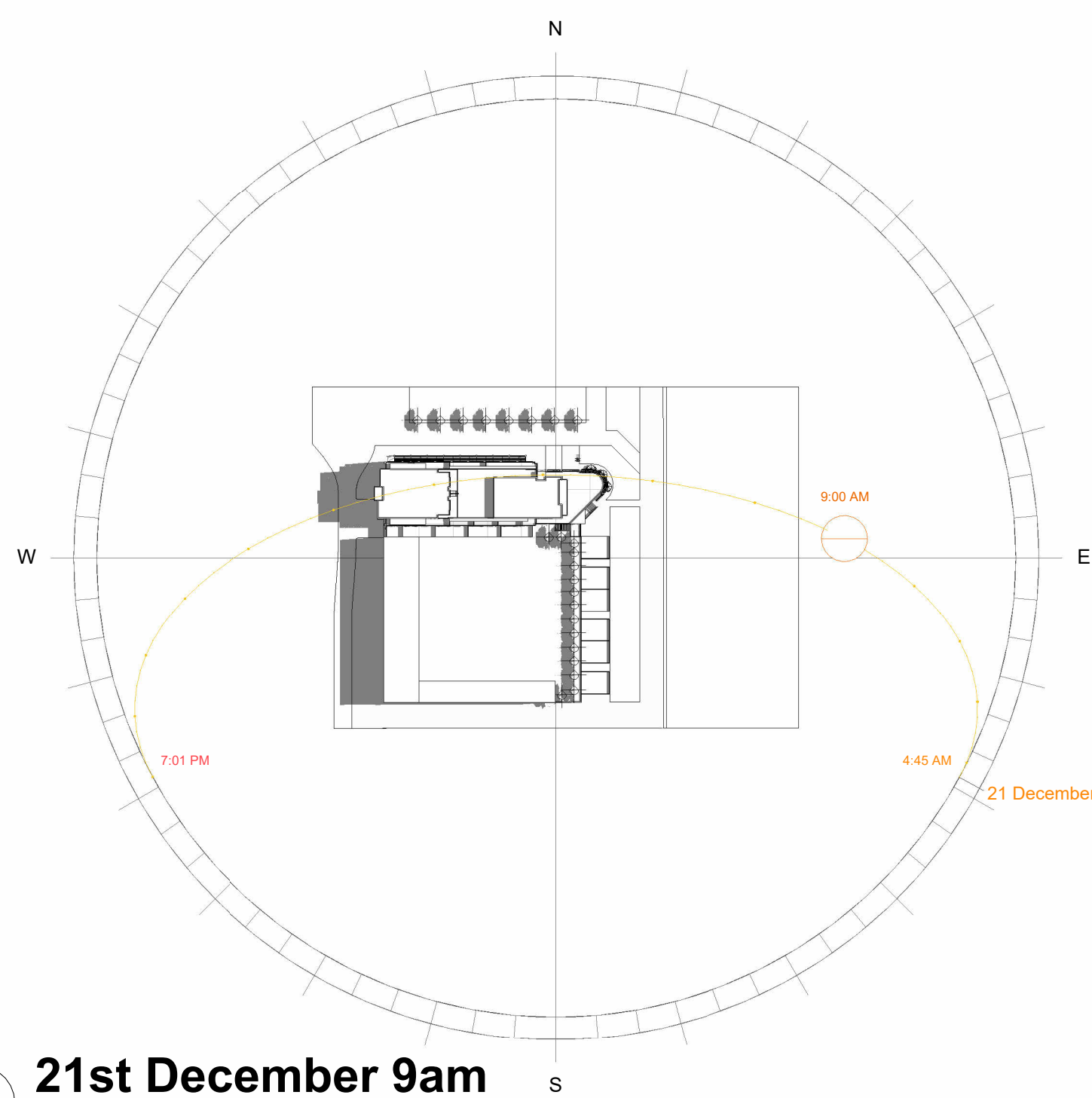
Abbreviations

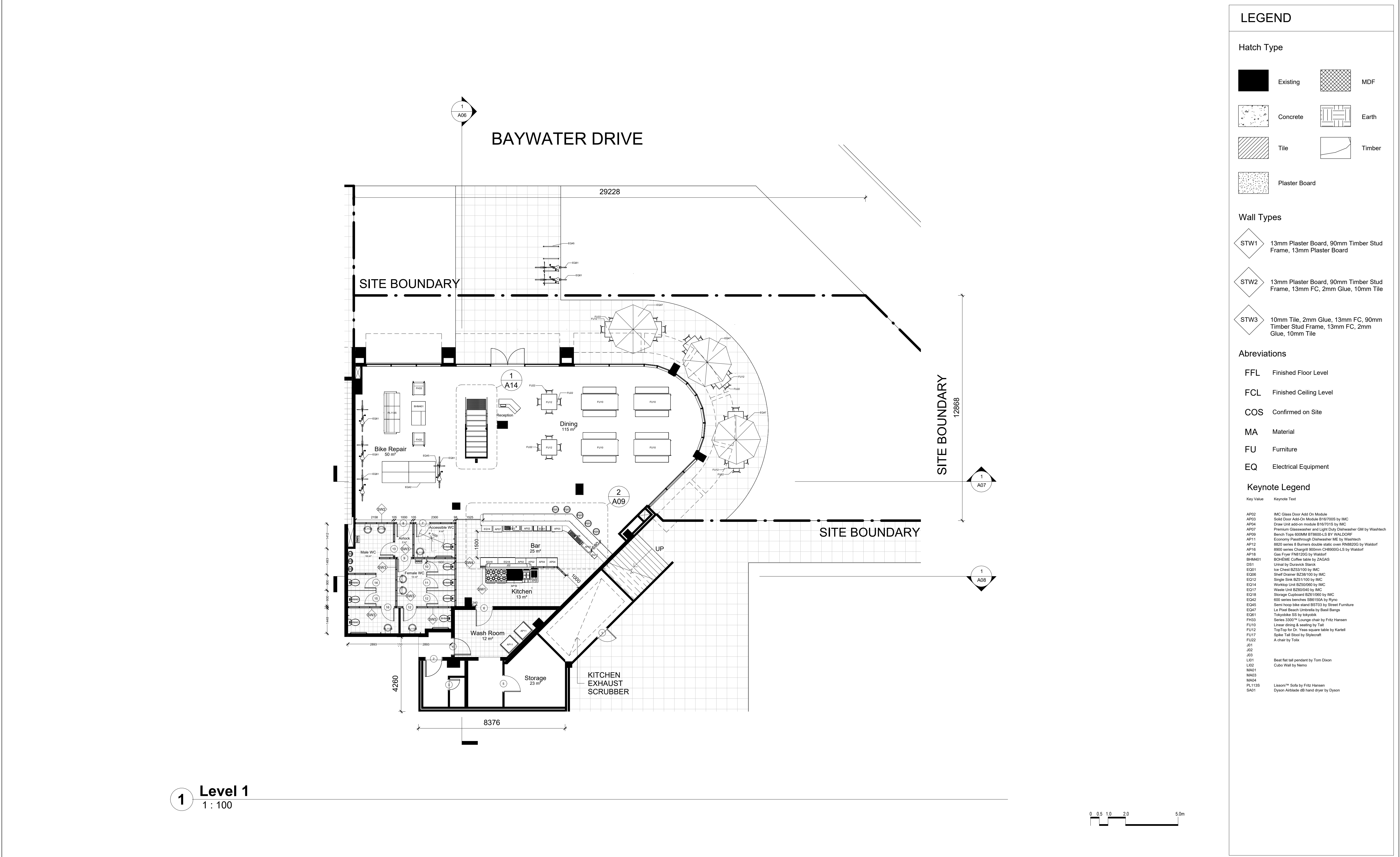
FFL	Finished Floor Level
FCL	Finished Ceiling Level
COS	Confirmed on Site
MA	Material
FU	Furniture
EQ	Electrical Equipment

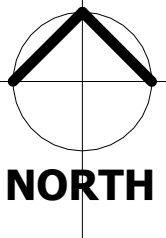



Keynote Legend

Key Value	Keynote Text
AP02	IMC Glass Door Add On Modular
AP03	Solid Door Add-On Module B167015 by IMC
AP04	Draw Unit add-on module B167015 by IMC
AP07	Premium Glasswasher and Light Duty Dishwasher GM by Washlech
AP09	Bench Tops 600MM BT1600-LS BY WALDORF
AP11	Economy Passthrough Dishwasher ME by Washlech
AP12	8820 series 8 Burners double static oven FN8820S by Waldorf
AP16	8800 series Chargrill 900mm CH8800G-LS by Waldorf
AP18	Gas Fryer FN8120G by Waldorf
BRHM01	SCHEME Coffee table by ZAGAS
DS1	Urinal by Durawick Starck
EQ01	Ice Chest B233/100 by IMC
EQ06	Shelf Drainer B238/100 by IMC
EQ12	Single Sink B251/100 by IMC
EQ14	Worktop Unit B250/060 by IMC
EQ17	Waste Unit B250/040 by IMC
EQ18	Storage Cupboard B281/060 by IMC
EQ42	600 series benches S881/150A by Ryno
EQ45	Semi hoop bike stand BST03 by Street Furniture
EQ47	La Pixel Beach Umbrella by Basil Bangs
EQ81	TokyoBike S8 by TokyoBike
FH33	Series 3300™ Lounge chair by Fritz Hansen
FU10	Linear dining & seating by Tait
FU12	Top/Top for Dr. Yeas square table by Kartell
FU17	Spike Tall Stool by Stylecraft
FU22	A chair by Tolix
J01	
J02	
J03	
L01	Beat flat tall pendant by Tom Dixon
L02	Cubo Wall by Nemo
MA01	
MA03	
MA04	
PL113S	Lisozini™ Sofa by Fritz Hansen
SA01	Dyson Airblade dB hand dryer by Dyson

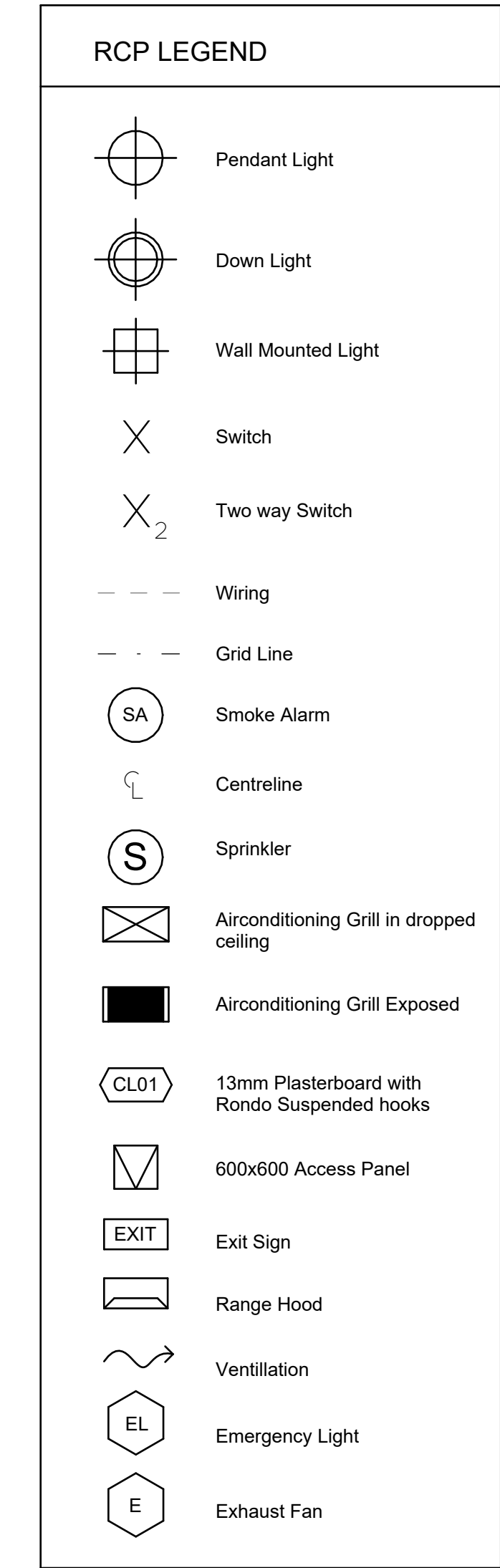
Revisions			Do not scale drawings. Use figured dimensions only. Check and verify levels and dimensions on site prior to commencement of any work, the preparation of drawings or the fabrication of components. This drawing is copyright and can not be reproduced without written consent.	Client Marion & Will Baker 	True North 	Billy Blue College of Design 46-52 Mountain Street, Ultimo, NSW 2007, Australia +61 (0)2 9999 9999   	Project IDC302A Assessment Brief 1 46 Baywater Drive, Wentworth Point, NSW, 2127 Project number 2023.001	Drawing Title Cover Page Drawing Status PRESENTATION DRAWINGS NOT FOR CONSTRUCTION	Scale	Drawing No	Issue
No	Date	Description							N/A	A00	01
01	14.05.23	PRESENTATION DRAWINGS							Date	14.05.23	
									Drawn by	JD	






Revisions			Do not scale drawings. Use figured dimensions only. Check and verify levels and dimensions on site prior to commencement of any work, the preparation of drawings or the fabrication of components. This drawing is copyright and can not be reproduced without written consent.	Client Marion & Will Baker <i>Le Velo</i>	True North  NORTH	Billy Blue College of Design 46-52 Mountain Street, Ultimo, NSW 2007, Australia +61 (0)2 9999 9999   	Project IDC302A Assessment Brief 1 46 Baywater Drive, Wentworth Point, NSW, 2127 Project number 2023.001	Drawing Title Level 1 Floor Plan Drawing Status PRESENTATION DRAWINGS NOT FOR CONSTRUCTION	Scale 1:100 Date 14.05.23 Drawn by JD	Drawing No A02 Issue 01	14/05/2023 12:43:29 AM
No	Date	Description	Ver.	App'd							
01	14.05.23	PRESENTATION DRAWINGS		XX							

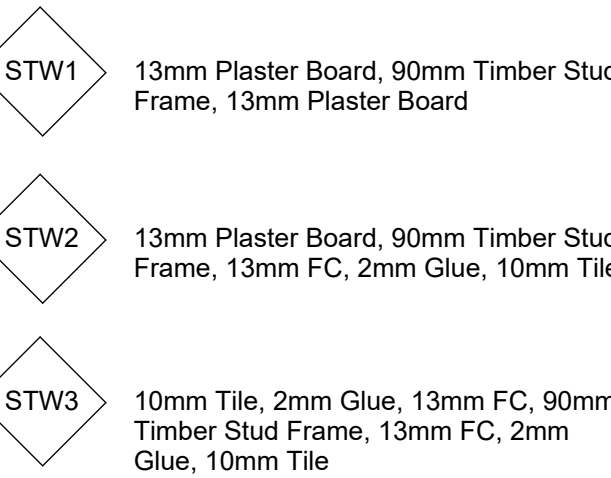




Hatch Type



Wall Types



Abbreviations

FFL	Finished Floor Level
FCL	Finished Ceiling Level
COS	Confirmed on Site
MA	Material
FU	Furniture
EQ	Electrical Equipment

Keynote Legend

Key Value	Keynote Text
AP02	IMC Glass Door Add-on Module
AP03	Solid Door Add-on Module B167035 by IMC
AP04	Class Draw door add-on Module 170115
AP05	Premium Glassdoor and Light Duty Dishwasher MC by Washcraft
AP06	Bench Top B16760GUS by W. WALDORF
AP11	Economy Passatrough Dishwasher ME by Washcraft
AP12	8000 series 8 Burner double oven RWB20G by Wolford
AP13	8000 series Chargrill 300cm CHB90GUS by Wolford
AP16	Gas Fryer F888250 by Waldorf
AP18	30cmHIE Colubette by ZACAS
AP19	Urinal by Urinacryk Starck
DS1	Ice Chest B223100 by IMC
DS2	Shelf Drawer B22600 by IMC
DS3	Single Sink B226100 by IMC
DS4	Wastobin Unit B22620 by IMC
EQ17	Waste Unit B226040 by IMC
EQ18	Storage Cupboard B221600 by IMC
EQ19	600 series Sinks S560 GUS by Fomse
EQ24	Self-heap hobs stand B57103 by Street Furniture
EQ25	For Food Baskets by Bussini Baskets
EQ26	TokyoStyle SS by Heston
H31	Series 3000 " Lounge chair by Fritz Hansen
H32	Linear dining & seating by Tait
F112	Top/Top for Top, Yeas square made by Kartell
F113	Spike Table by Sjöberg
F122	A chair by Tolson
JO1	
JO2	
JO3	
JO4	
JO5	
JO6	
JO7	
JO8	
JO9	
JO10	
JO11	
JO12	
JO13	
JO14	
JO15	
JO16	
JO17	
JO18	
JO19	
JO20	
JO21	
JO22	
JO23	
JO24	
JO25	
JO26	
JO27	
JO28	
JO29	
JO30	
JO31	
JO32	
JO33	
JO34	
JO35	
JO36	
JO37	
JO38	
JO39	
JO40	
JO41	
JO42	
JO43	
JO44	
JO45	
JO46	
JO47	
JO48	
JO49	
JO50	
JO51	
JO52	
JO53	
JO54	
JO55	
JO56	
JO57	
JO58	
JO59	
JO60	
JO61	
JO62	
JO63	
JO64	
JO65	
JO66	
JO67	
JO68	
JO69	
JO70	
JO71	
JO72	
JO73	
JO74	
JO75	
JO76	
JO77	
JO78	
JO79	
JO80	
JO81	
JO82	
JO83	
JO84	
JO85	
JO86	
JO87	
JO88	
JO89	
JO90	
JO91	
JO92	
JO93	
JO94	
JO95	
JO96	
JO97	
JO98	
JO99	
JO100	
JO101	
JO102	
JO103	
JO104	
JO105	
JO106	
JO107	
JO108	
JO109	
JO110	
JO111	
JO112	
JO113	
JO114	
JO115	
JO116	
JO117	
JO118	
JO119	
JO120	
JO121	
JO122	
JO123	
JO124	
JO125	
JO126	
JO127	
JO128	
JO129	
JO130	
JO131	
JO132	
JO133	
JO134	
JO135	
JO136	
JO137	
JO138	
JO139	
JO140	
JO141	
JO142	
JO143	
JO144	
JO145	
JO146	
JO147	
JO148	
JO149	
JO150	
JO151	
JO152	
JO153	
JO154	
JO155	
JO156	
JO157	
JO158	
JO159	
JO160	
JO161	
JO162	
JO163	
JO164	
JO165	
JO166	
JO167	
JO168	
JO169	
JO170	
JO171	
JO172	
JO173	
JO174	
JO175	
JO176	
JO177	

Revisions		
No	Date	Description
01	14.05.23	PRESENTATION DRAWINGS
		Ver. App'd Approver

Do not scale drawings. Use figured dimensions only. Check and verify levels and dimensions on site prior to commencement of any work, the preparation of drawings or the fabrication of components.

This drawing is copyright and can not be reproduced without written consent.

Client
Marion & Will Baker

True North

Billy Blue College of Design
46-52 Mountain Street, Ultimo, NSW 2007,
Australia
+61 (0)2 9999 9999



Project

IDC302A Assessment Brief 1

46 Baywater Drive, Wentworth
Point, NSW, 2127

Project number

2023.001

Drawing Title
Level 2 RCP

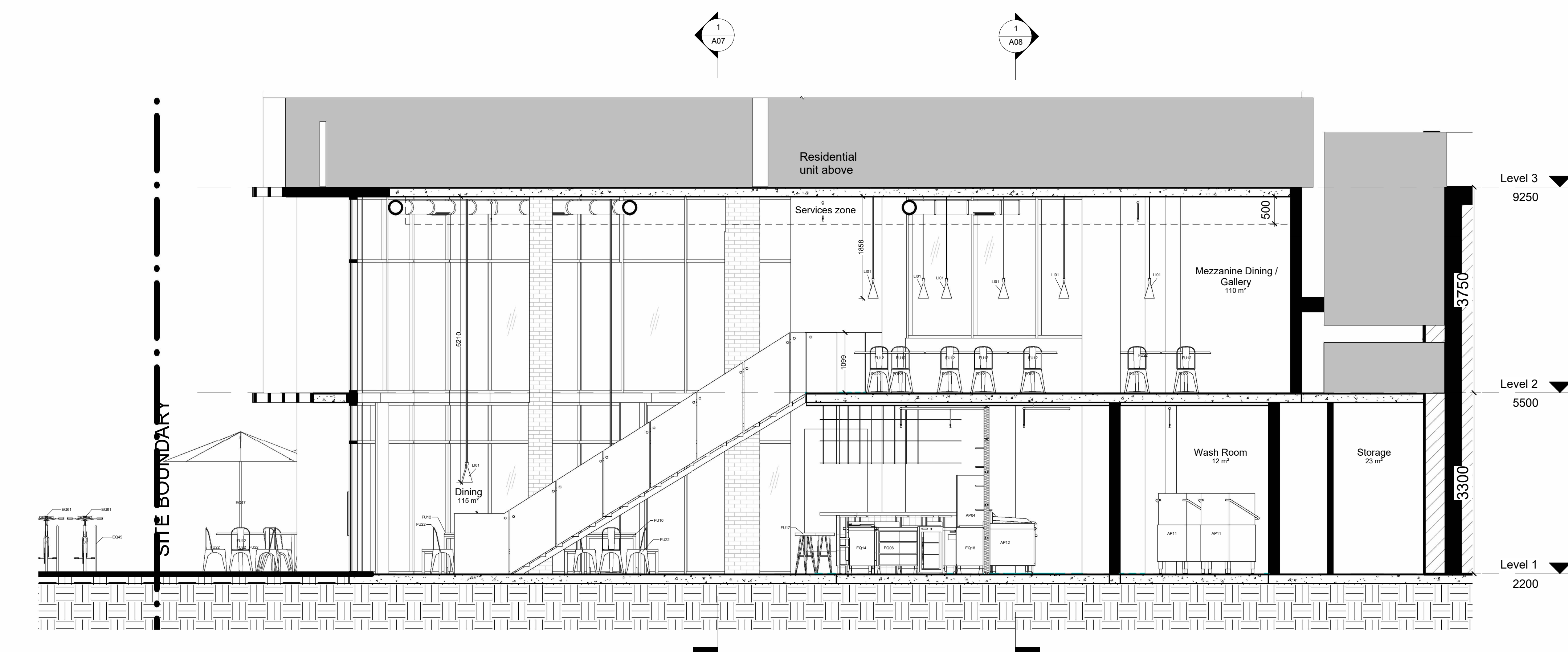
Drawing Status

**PRESENTATION DRAWINGS
NOT FOR CONSTRUCTION**

Scale Drawing No Issue
1:100 A05 01

Date 14.05.23

Drawn by Author



1 Section 1
1 : 50

LEGEND

Hatch Type

Existing

Concrete

Tile

Plaster Board

MDF

Earth

Timber

Wall Types

STW1

13mm Plaster Board, 90mm Timber Stud Frame, 13mm Plaster Board

STW2

13mm Plaster Board, 90mm Timber Stud Frame, 13mm FC, 2mm Glue, 10mm Tile

STW3

10mm Tile, 2mm Glue, 13mm FC, 90mm Timber Stud Frame, 13mm FC, 2mm Glue, 10mm Tile

Abbreviations

FFL

Finished Floor Level

FCL

Finished Ceiling Level

COS

Confirmed on Site

MA

Material

FU

Furniture

EQ

Electrical Equipment

Keynote Legend

Key Value

Keynote Text

AP02

IMC Glass Door Add On Module

AP03

Solid Door Add-On Module B16/7055 by IMC

AP04

Draw Unit add-on module B16/7015 by IMC

AP07

Premium Glasswasher and Light Duty Dishwasher GM by WashTech

AP09

Bench Tops 600MM BT6000-LS BY WALDORF

AP11

Economy Passthrough Dishwasher ME by WashTech

AP12

800 series 8 Burners double static oven RN6020G by Waldorf

AP16

8000 series Char grill 900mm CH8000G-LS by Waldorf

AP18

Gas Fryer FNB1200 by Waldorf

BHM401

BOHEME Coffee table by ZAGAS

DS1

Urinal by Duravick Shark

EQ01

Ice Chest B233/100 by IMC

EQ06

Shelf Drainer B238/100 by IMC

EQ12

Single Sink B251/100 by IMC

EQ14

Worktop Unit B250/060 by IMC

EQ17

Waste Unit B260/040 by IMC

EQ18

Storage Cupboard B261/060 by IMC

EQ42

600 series benches S861/50A by Ryno

EQ45

Semi hoop bike stand BST03 by Street Furniture

EQ47

La Pheal Beach Umbrella by Basil Bange

EQ61

TokyoBike SS by TokyoBike

PH33

Series 3300™ Lounge chair by Fritz Hansen

FU10

Linear dining & seating by Tall

FU12

TopTop for Dr. Yeas square table by Kartell

FU17

Spike Tall Stool by Stylecraft

FU22

A chair by Tale

J01

J02

J03

LI01

Beat flat tall pendant by Tom Dixon

LI02

Cubo Wall by Nemo

MA01

MA03




MA04

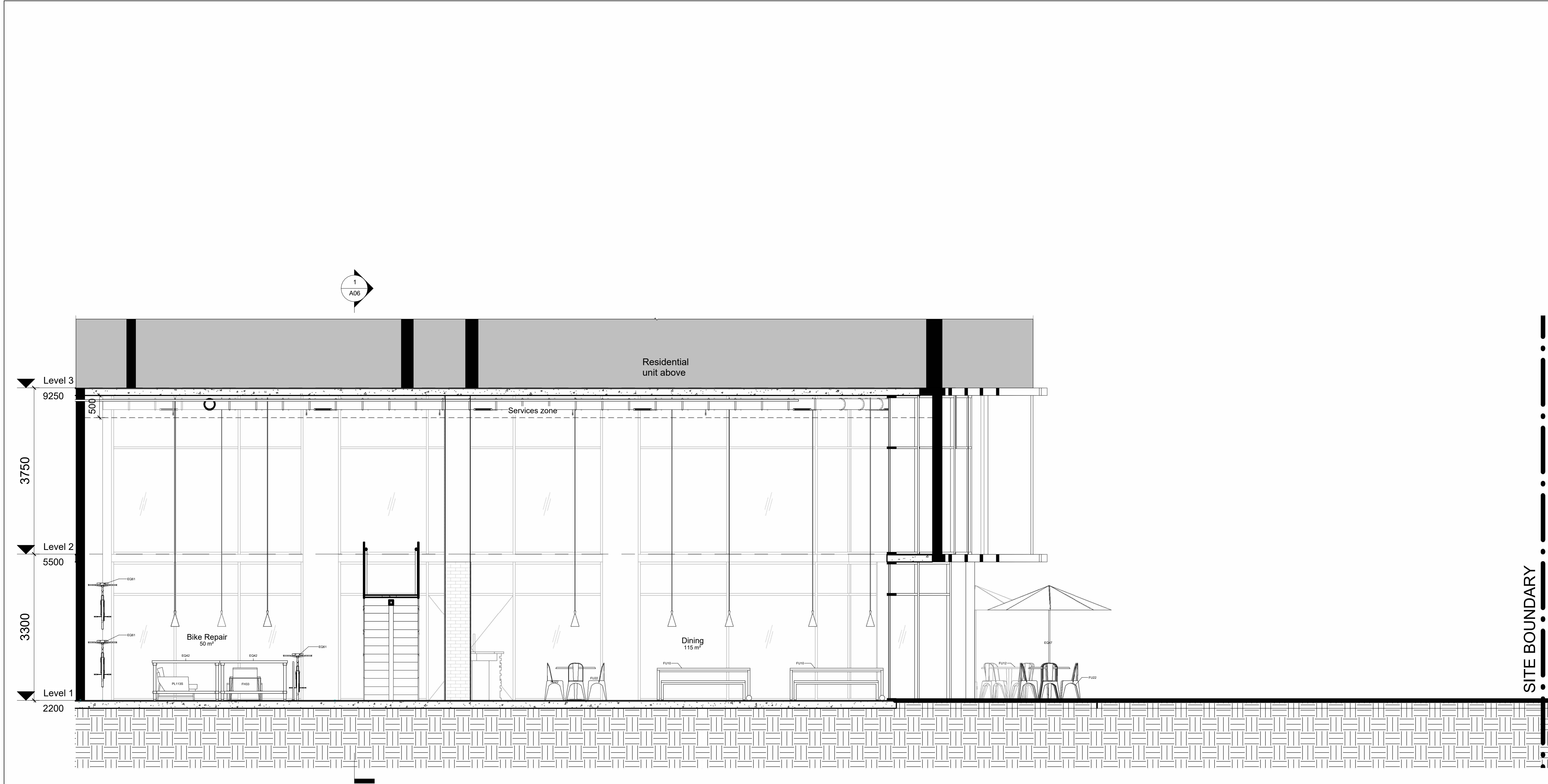
PL113S

Lissoni™ Sofa by Fritz Hansen

SA01

Dyson Airblade dB hand dryer by Dyson

Revisions			Do not scale drawings. Use figured dimensions only. Check and verify levels and dimensions on site prior to commencement of any work, the preparation of drawings or the fabrication of components. This drawing is copyright and can not be reproduced without written consent.	Client Marion & Will Baker 	True North 	Billy Blue College of Design 46-52 Mountain Street, Ultimo, NSW 2007, Australia +61 (0)2 9999 9999   	Project IDC302A Assessment Brief 1 46 Baywater Drive, Wentworth Point, NSW, 2127 Project number 2023.001	Drawing Title Section 1 Drawing Status PRESENTATION DRAWINGS NOT FOR CONSTRUCTION	Scale	Drawing No	Issue
No	Date	Description							1:50	A06	01
01	14.05.23	PRESENTATION DRAWINGS							Date	14.05.23	
									Drawn by	JD	



LEGEND

Hatch Type

Existing	MDF
Concrete	Earth
Tile	Timber
Plaster Board	

Wall Types

STW1	13mm Plaster Board, 90mm Timber Stud Frame, 13mm Plaster Board
STW2	13mm Plaster Board, 90mm Timber Stud Frame, 13mm FC, 2mm Glue, 10mm Tile
STW3	10mm Tile, 2mm Glue, 13mm FC, 90mm Timber Stud Frame, 13mm FC, 2mm Glue, 10mm Tile

Abbreviations

FFL	Finished Floor Level
FCL	Finished Ceiling Level
COS	Confirmed on Site
MA	Material
FU	Furniture
EQ	Electrical Equipment

Keynote Legend

Key Value	Keynote Text
AP02	IMC Glass Door Add On Module B16/7005 by IMC
AP03	Solid Door Add-On Module B16/7005 by IMC
AP04	Draw Unit add-on module B16/7015 by IMC
AP07	Premium Glasswasher and Light Duty Dishwasher GM by Washtech
AP09	Bench Top 600MM BT6000.LS BY WALDORF
AP11	Economy Passthrough Dishwasher ME by Washtech
AP12	800 series 8 Burners double static oven RN8520G by Waldorf
AP18	800 series Char grill 900mm CH9000G.LS by Waldorf
AP18	Gas Fryer FN8120G by Waldorf
BHMM01	BOHEME Coffee table by ZAGAS
DS1	Urnal by Durawick Stanek
EQ01	Ice Chest BZ53100 by IMC
EQ06	Shelf Drainer S238100 by IMC
EQ12	Single Sink B251100 by IMC
EQ14	Worktop Unit B250060 by IMC
EQ17	Waste Unit B250040 by IMC
EQ18	Storage Cupboard BZ61060 by IMC
EQ42	600 series benches SB6150A by Rymos
EQ45	Semi hoop like stand B5T03 by Street Furniture
EQ47	Le Pixel Beach Umbrella by Basil Bangs
EQ61	Tokyoike SS by Tokyoike
FI03	Series 3300™ Lounge chair by Fritz Hansen
FU10	Linear dining & seating by Tait
FU12	Top Top for Dr. Yeas square table by Kartell
FU17	Spike Tall Stool by Stylecraft
FU22	A chair by Tolix
J01	
J02	
J03	
LI01	Beaf flat tall pendant by Tom Dixon
LI02	Cubo Wall by Nemo
MA01	
MA03	
MA04	
PL113S	Lisson™ Sofa by Fritz Hansen
SA01	Dyson Airblade dB hand dryer by Dyson

1 Section 2

1 : 50



Revisions			Do not scale drawings. Use figured dimensions only. Check and verify levels and dimensions on site prior to commencement of any work, the preparation of drawings or the fabrication of components. This drawing is copyright and can not be reproduced without written consent.	Client Marion & Will Baker	True North	Billy Blue College of Design 46-52 Mountain Street, Ultimo, NSW 2007, Australia +61 (0)2 9999 9999	Project IDC302A Assessment Brief 1 46 Baywater Drive, Wentworth Point, NSW, 2127 Project number 2023.001	Drawing Title Section 2	Drawing Status PRESENTATION DRAWINGS NOT FOR CONSTRUCTION	Scale 1:50	Drawing No A07	Issue 01
No	Date	Description	Ver.	App'd								
01	14.05.23	PRESENTATION DRAWINGS	XX							Date 14.05.23	Drawn by JD	

1

1 : 50



Hatch Type



Abbreviations

Keynote Legend

Do not scale drawings. Use figured dimensions only. Check and verify levels and dimensions on site prior to commencement of any work, the preparation of drawings or the fabrication of components.

This drawing is copyright and can not be reproduced without written consent.

Le Velo



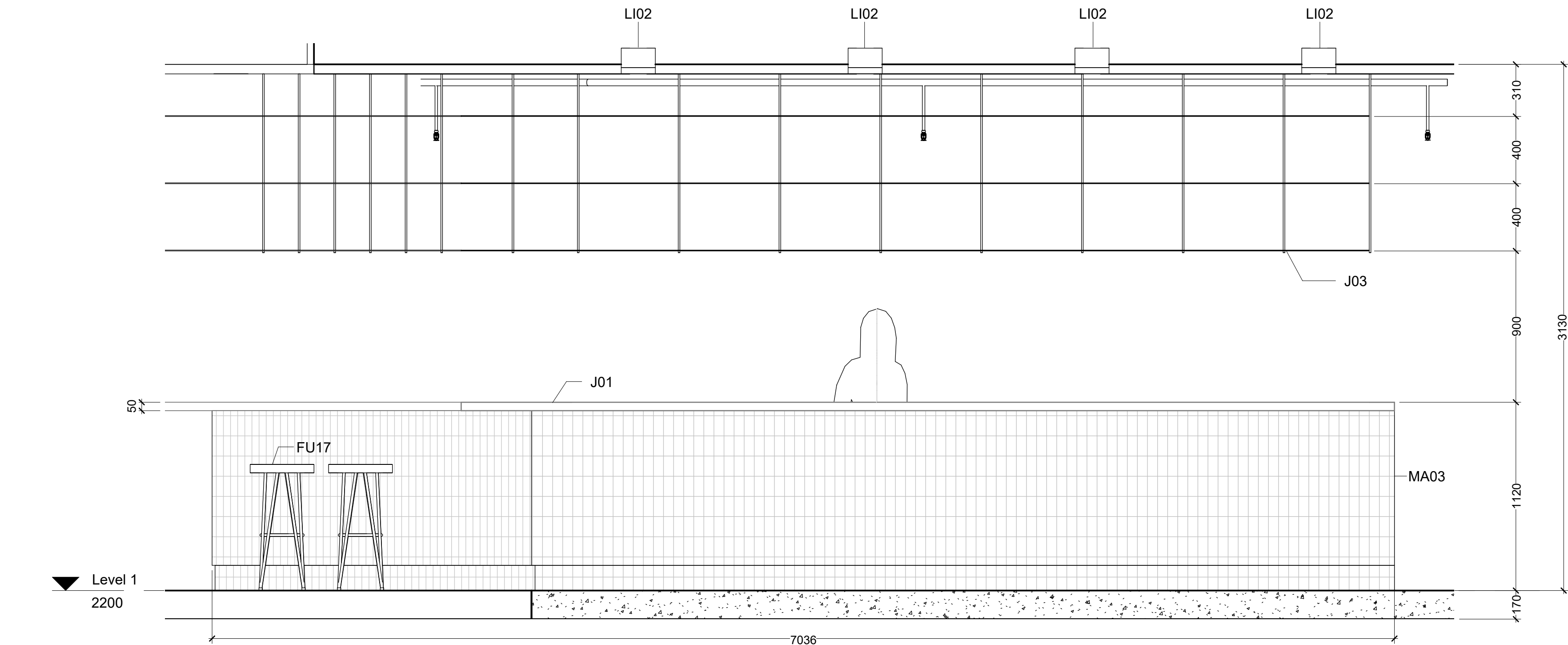
Drawing Title

Section 3

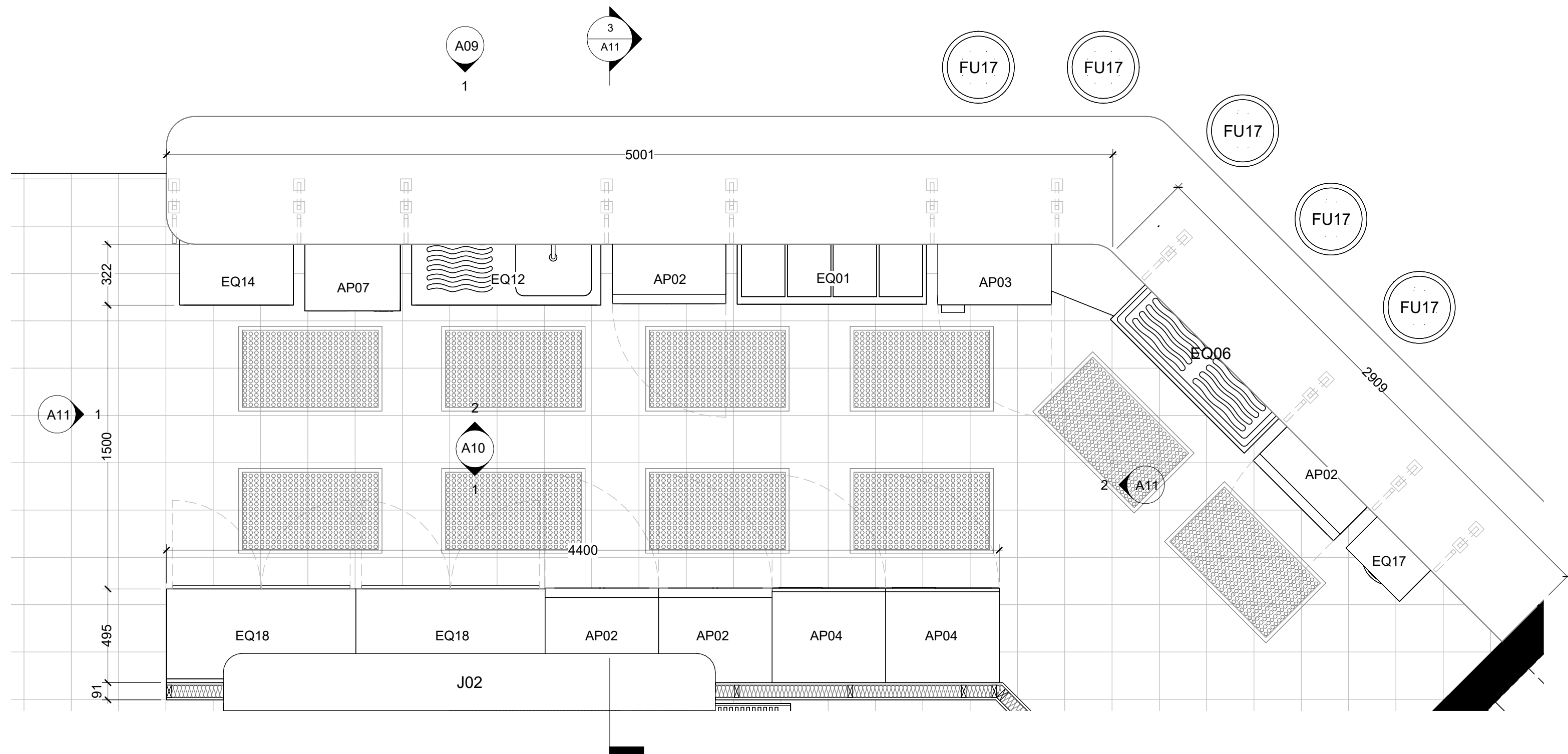
Drawing Status

**PRESENTATION DRAWINGS
NOT FOR CONSTRUCTION**

14/05/2023 12:43:47 AM



1 Bar Elevation 1
1 : 20



2 Bar Plan Detail
1 : 20



LEGEND

Hatch Type

	Existing		MDF
	Concrete		Earth
	Tile		Timber
	Plaster Board		

Wall Types

	STW1	13mm Plaster Board, 90mm Timber Stud Frame, 13mm Plaster Board
	STW2	13mm Plaster Board, 90mm Timber Stud Frame, 13mm FC, 2mm Glue, 10mm Tile
	STW3	10mm Tile, 2mm Glue, 13mm FC, 90mm Timber Stud Frame, 13mm FC, 2mm Glue, 10mm Tile

Abbreviations

FFL	Finished Floor Level
FCL	Finished Ceiling Level
COS	Confirmed on Site
MA	Material
FU	Furniture
EQ	Electrical Equipment

Keynote Legend

Key Value	Keynote Text
AP02	IMC Glass Door Add On Module
AP03	Solid Door Add-On Module B16/700S by IMC
AP04	Draw Unit add-on module B16/701S by IMC
AP07	Premium Glasswasher and Light Duty Dishwasher GM by Washtech
AP09	Bench Top 600MM BT1600LS BY WALDORF
AP11	Economy Passthrough Dishwasher ME by Washtech
AP12	8520 series 8 Burners double static oven RN8520G by Waldorf
AP16	8900 series Chargrill 900mm CR8900G-LS by Waldorf
AP18	Gas Fryer FN8120G by Waldorf
BHM401	BOHEME Coffee table by ZAGGS
DS1	Urinal by Duravick Starck
EQ01	Ice Chest B23/100 by IMC
EQ06	Shelf Drawer B238/100 by IMC
EQ12	Single Sink B251/100 by IMC
EQ14	Worktop Unit B250/060 by IMC
EQ17	Waste Unit B220/040 by IMC
EQ18	Storage Cupboard B261/060 by IMC
EQ42	600 series benches SB8150A by Ryno
EQ45	Semi hoop pole stand BST03 by Street Furniture
EQ47	Le Pxeil Beach Umbrella by Basil Bangs
EQ81	Tokyoike SS by Tokyoike
FH33	Series 3300™ Lounge chair by Fritz Hansen
FU10	Linear dining & seating by Tait
FU12	Top/Top for Dr. Year square table by Kartell
FU17	Spike Tall Stool by Stylecraft
FU22	A chair by Toltz
J01	
J02	
J03	
L01	Beat flat tall pendant by Tom Dixon
L02	Cubo Wall by Nemo
MA01	
MA03	
MA04	Lissoni™ Sofa by Fritz Hansen
FLY13S	
SA01	Dyson Airblade dB hand dryer by Dyson

Revisions		
No	Date	Description
01	14.05.23	PRESENTATION DRAWINGS

Ver. App'd
XX

Do not scale drawings. Use figured dimensions only. Check and verify levels and dimensions on site prior to commencement of any work, the preparation of drawings or the fabrication of components.
This drawing is copyright and can not be reproduced without written consent.

Client
Marion & Will Baker

Le Velo

True North



Billy Blue College of Design
46-52 Mountain Street, Ultimo, NSW 2007, Australia
+61 (0)2 9999 9999

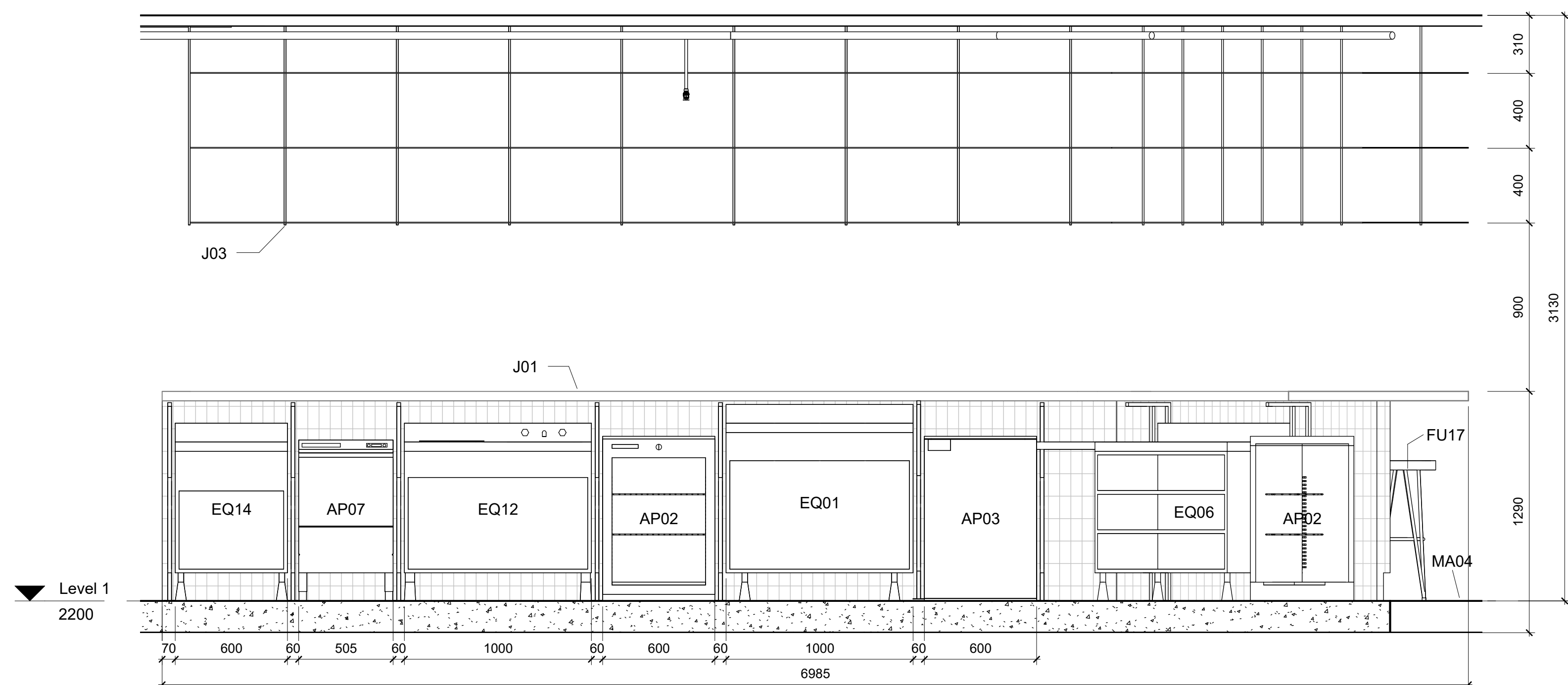


Project
IDC302A Assessment Brief 1
46 Baywater Drive, Wentworth Point, NSW, 2127
Project number
2023.001

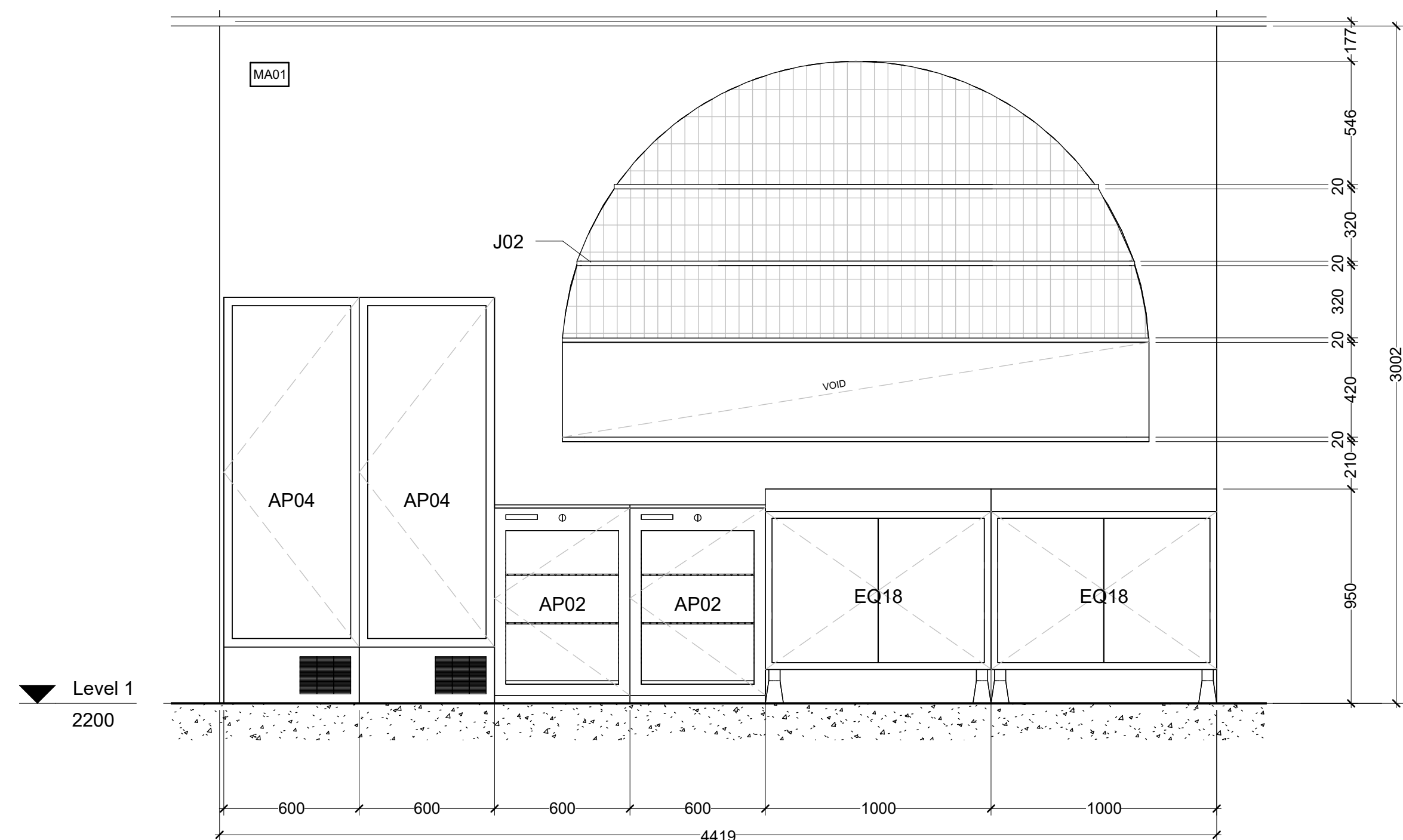
Drawing Title
Bar Detail Plan & Bar Elevation 1

Drawing Status
PRESENTATION DRAWINGS
NOT FOR CONSTRUCTION

Scale
1:20
Date
14.05.23
Drawing No
A09
Issue
01
Drawn by
JD



2 Bar Elevation 2










1 Bar Elevation 3



LEGEND

Hatch Type

	Existing		MDF
	Concrete		Earth
	Tile		Timber
	Plaster Board		

Wall Types

STW1	13mm Plaster Board, 90mm Timber Stud Frame, 13mm Plaster Board
STW2	13mm Plaster Board, 90mm Timber Stud Frame, 13mm FC, 2mm Glue, 10mm Tile
STW3	10mm Tile, 2mm Glue, 13mm FC, 90mm Timber Stud Frame, 13mm FC, 2mm Glue, 10mm Tile

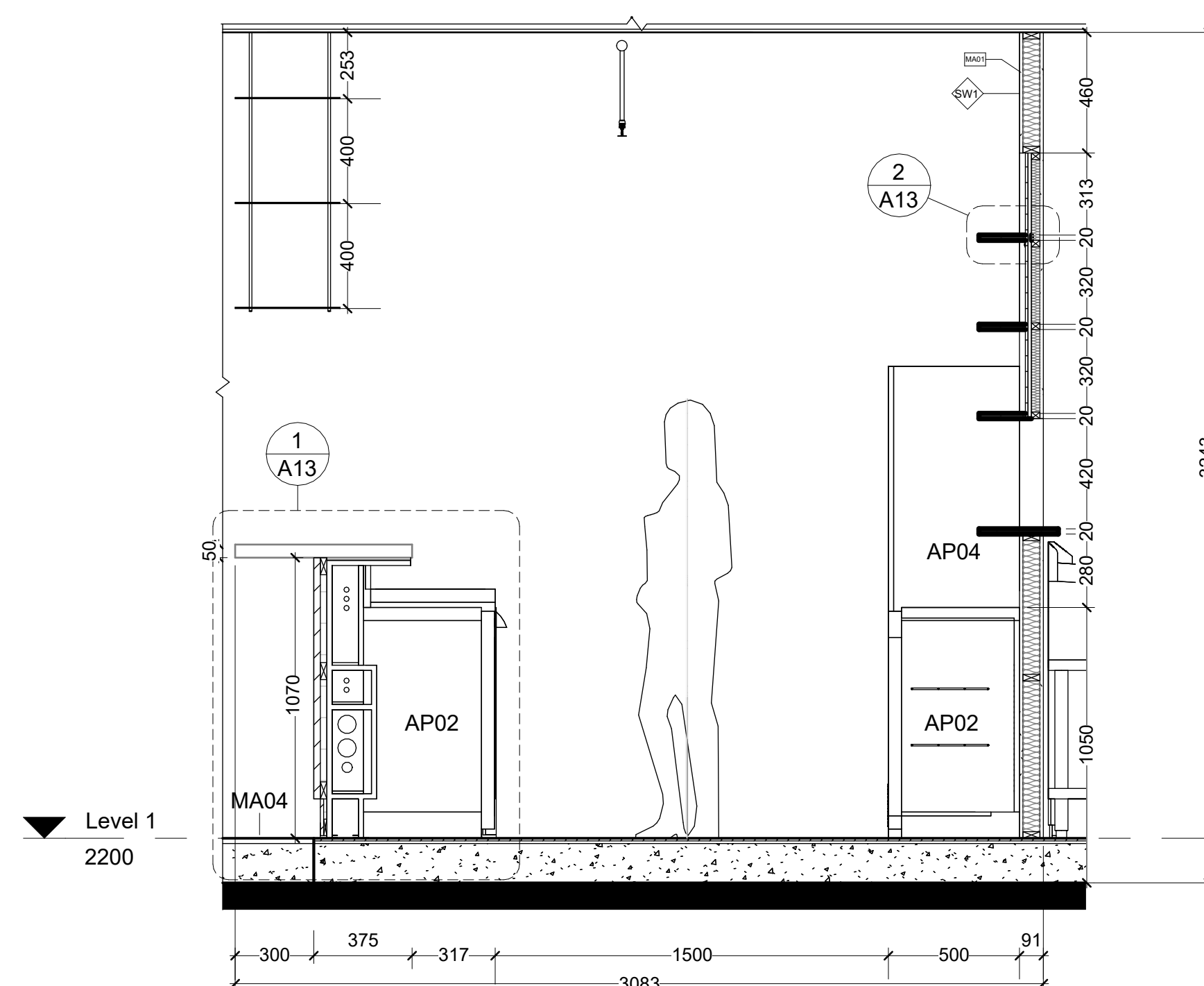
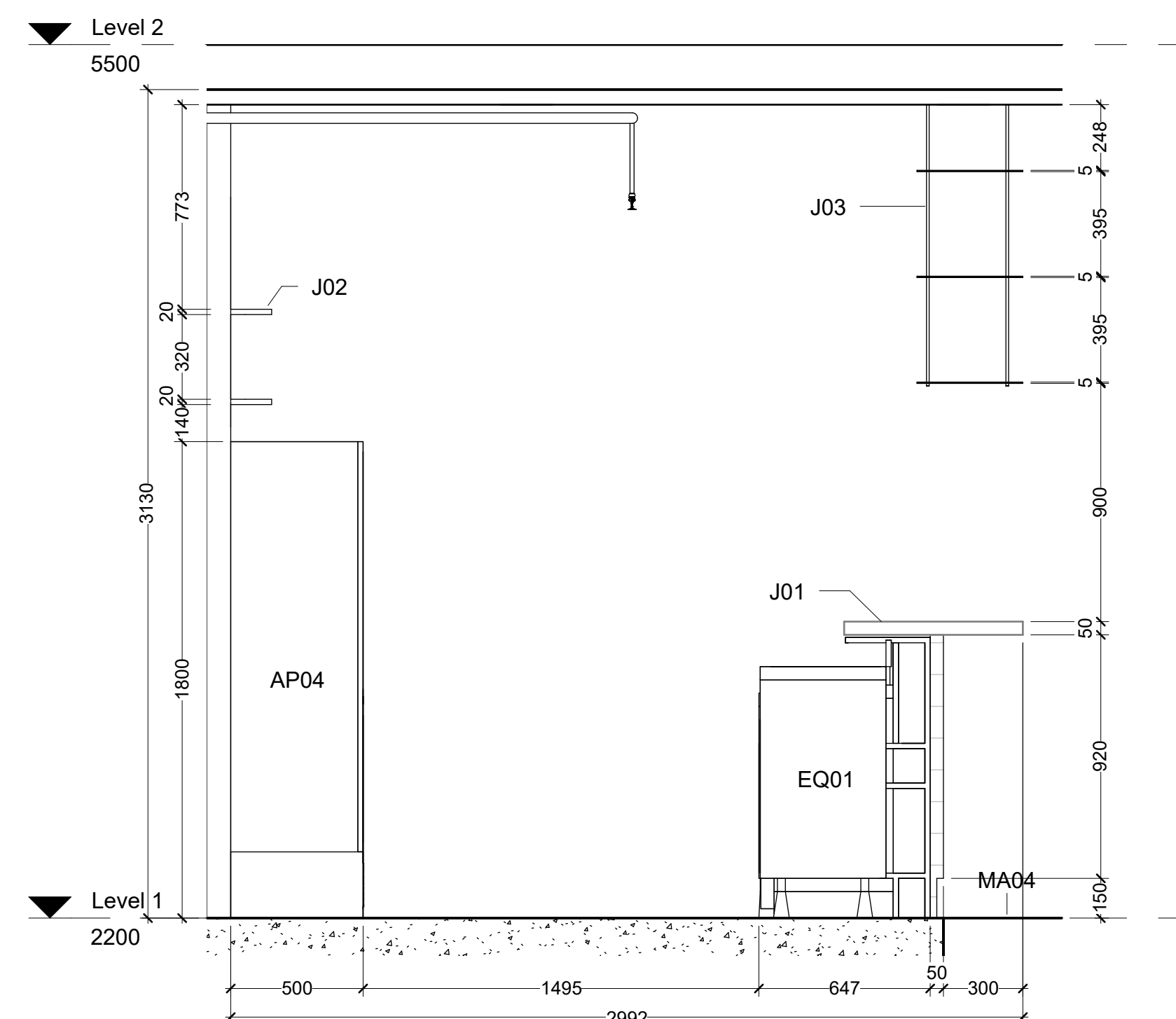
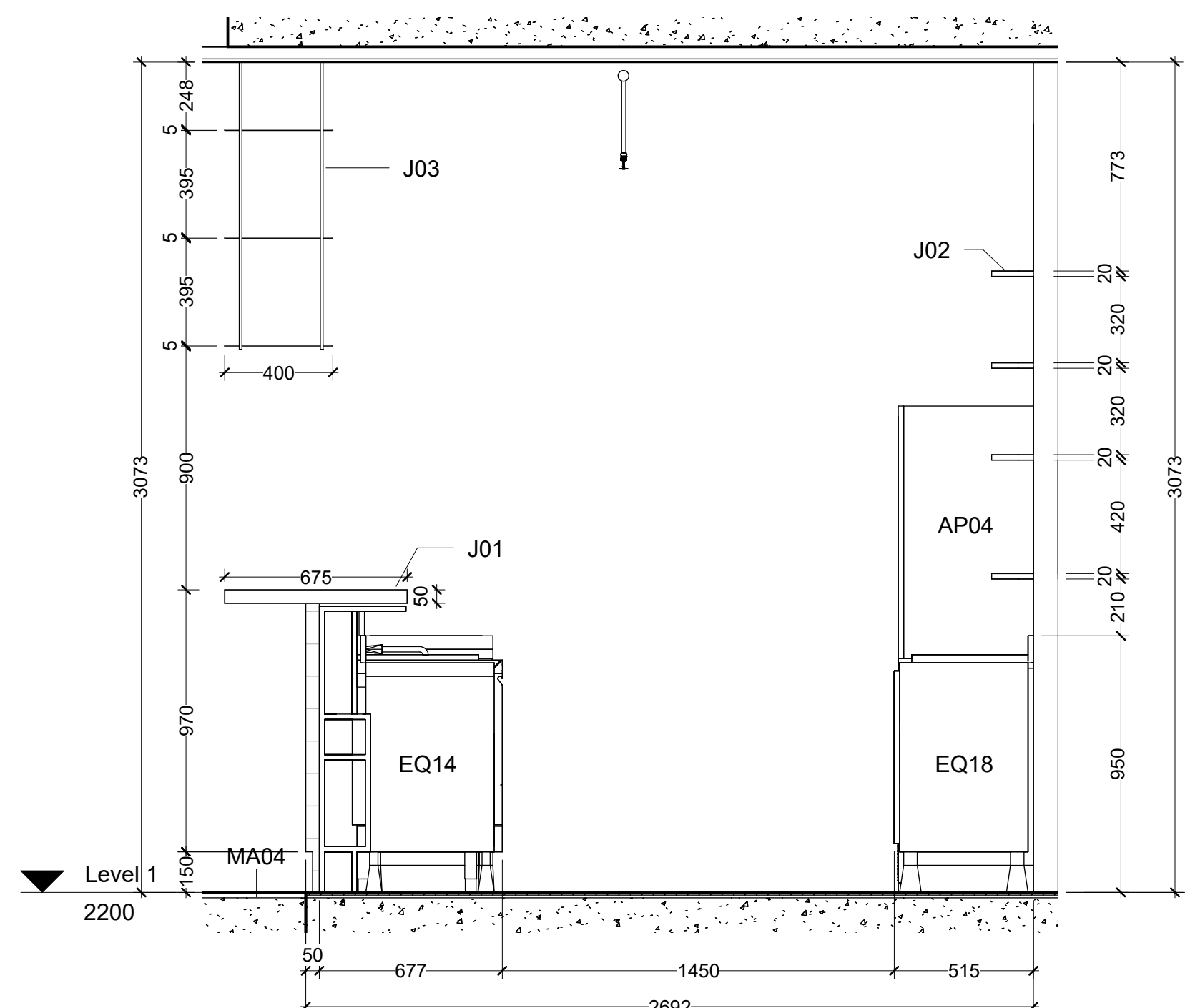
Abbreviations

FFL	Finished Floor Level
FCL	Finished Ceiling Level
COS	Confirmed on Site
MA	Material
FU	Furniture
EQ	Electrical Equipment

Keynote Legend








Key Value	Keynote Text
AP02	IMC Glass Door Add On Module
AP03	Solid Door Add-On Module B17/00S by IMC
AP04	Draw Unit add-on module B17/01S by IMC
AP05	Premium Glasswasher and Light Duty Dishwasher Gm by Walbeach
AP06	French Top B17/06S by IMC
AP11	Energy Passthrough Dishwasher Me by Walbeach
AP12	8600 series 8 Burners double door unit RN8600S by Waldorf
AP13	8600 series Cheagraf 800mm CH8600CS by Waldorf
AP18	Gas Fryer FN120G by Waldorf
AP19	ICEHOME Dishwasher by ZAGAS
DS1	Innate by Duravac Starck
E001	Ice Chef B2531/100 by IMC
E002	Shelf Drawer B238/100 by IMC
E012	Sink Single B211/100 by IMC
E013	Woktop Unit B250/100 by IMC
E017	Waste Sink B206/040 by IMC
E018	Storage Cabinet B221/100 by IMC
E045	400 series benches SBR155A by Ryma
E048	Stem hoop bike stand B5703 by Street Furniture
E047	E-Pole (extra) Ultralight by Bassi Bagni
E049	TokyoKiosk S30 Tokyo lounge chair
FH33	Sony SSD / Sonycub chair by Fritz Hansen
FH34	Linear dining / Seating by Tait
FU12	Chair Top for Dr. Yves Squire table by Kartell
FU17	Spital Table T17 by Styracorn
FU22	A chair for Top by Styracorn
J01	
J03	
L01	
L03	Beef tail fat pendant by Tom Dixon
L042	Cubo Wall by Nemo
MA01	
MA03	
MA04	
PL1135	Lisson™ Sofa by Fritz Hansen
SA01	Disson™ Airtable db hand dryer by Dymc

Revisions			<div>Do not scale drawings. Use figured dimensions only. Check and verify levels and dimensions on site prior to commencement of any work, the preparation of drawings or the fabrication of components. This drawing is copyright and can not be reproduced without written consent.</div>	<div>Client Marion & Will Baker</div> <div></div>	<div>True North </div> <div> BILLY BLUE COLLEGE OF DESIGN</div> <div> TORRENS UNIVERSITY AUSTRALIA</div> <div> LAUREATE INTERNATIONAL UNIVERSITIES</div>	<div>Project IDC302A Assessment Brief 1</div> <div>46 Baywater Drive, Wentworth Point, NSW, 2127</div> <div>Project number 2023.001</div>	<div>Drawing Title Bar Elevations 2-3</div> <div>Drawing Status PRESENTATION DRAWINGS NOT FOR CONSTRUCTION</div>	Scale		Drawing No	Issue	
No	Date	Description						Ver.	App'd	1:20	A10	01
01	14.05.23	PRESENTATION DRAWINGS						XX		Date	14.05.23	Drawn by



LEGEND

Hatch Type

	Existing		MDF
	Concrete		Earth
	Tile		Timber
	Plaster Board		

Wall Types

STW1	13mm Plaster Board, 90mm Timber Stud Frame, 13mm Plaster Board
STW2	13mm Plaster Board, 90mm Timber Stud Frame, 13mm FC, 2mm Glue, 10mm Tile
STW3	10mm Tile, 2mm Glue, 13mm FC, 90mm Timber Stud Frame, 13mm FC, 2mm Glue, 10mm Tile

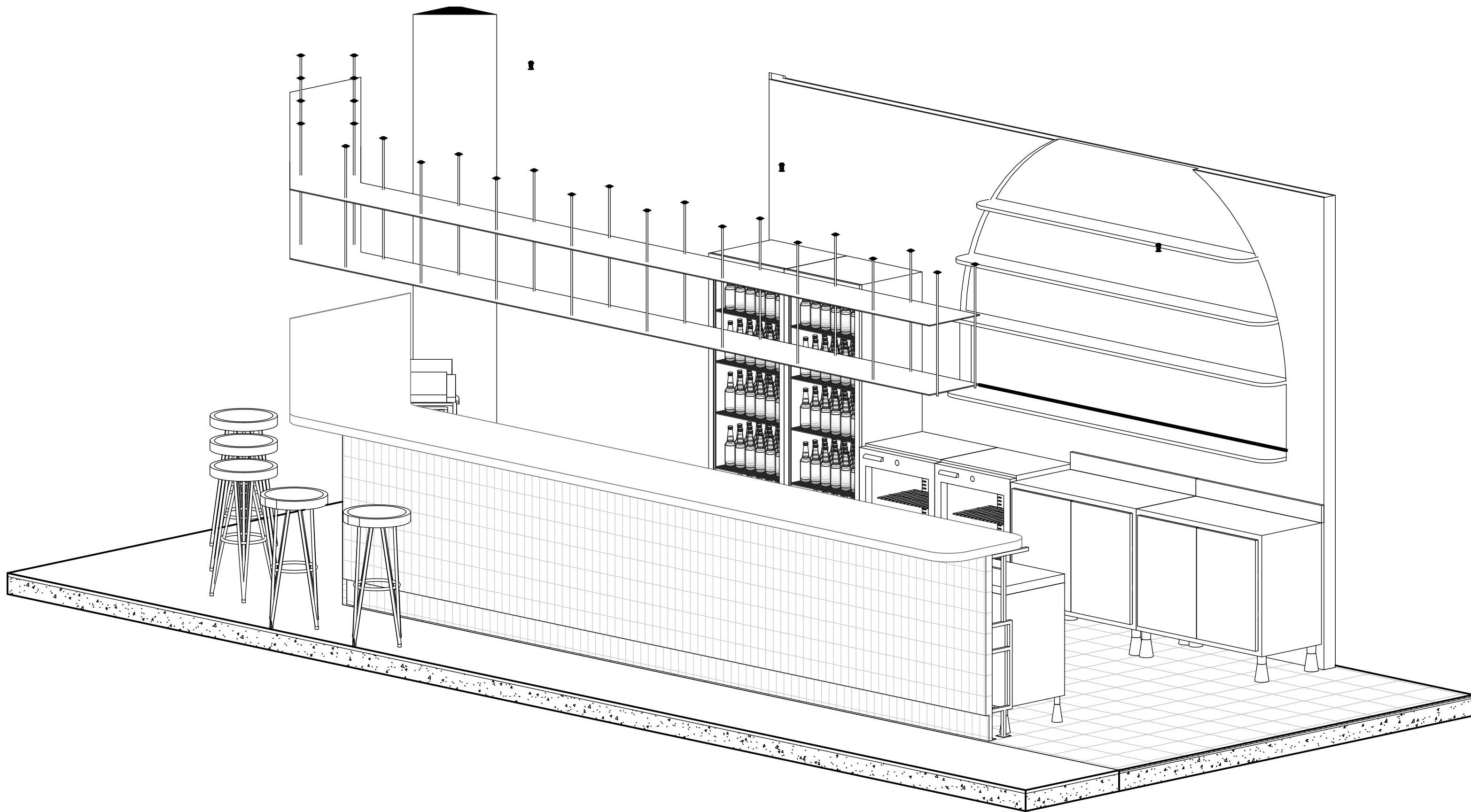
Abbreviations

FFL	Finished Floor Level
FCL	Finished Ceiling Level
COS	Confirmed on Site
MA	Material
FU	Furniture
EQ	Electrical Equipment

Keynote Legend

Key Value	Keynote Text
AP/02	IMC Glass Door Add-On Module
AP/04	Solid Door Add-On Module #167/703 by IMC
AP/05	Draw Unit Add-On Module #167/670 by IMC
AP/07	Premium Glassdoor and Light Duty Drawlifter CM by Washburn
AP/08	Bench Top EGDIM #187600-L3 by WALDORF
AP/09	Economy Drawlifter Drawlifter ME by Washburn
AP/10	Standard series B Burners outside door #FN820 by Waldorf
AP/16	800 series Changelift 1800mm CH9000-L3 by Waldorf
AP/18	Gas Fryer #FN11202 by Waldorf
BHMM01	BOEHME Coffee table by ZAGAG
BHMM02	Urninal by Durawac /Bares
BHMM03	Ice Chest B235-100 by IMC
BHMM04	Shelf Cart B238-100 by IMC
EG/12	Single Sink B251-100 by IMC
EG/14	Worktop Unit B220-000 by IMC
EG/17	Waste Unit B200-000 by IMC
EG/18	Storage Cupboard B220-000 by IMC
EG/25	800 series chesest 580/150 by Rym
EG/28	Seini hooge stand B2107 by Stritt Furniture
EG/30	Le Pavi Beach Umbrella by Bazzi Brands
EG/31	Tokoyaki by Tokoyaki
FH/33	Series 3300** Lounge chair by Fritz Hansen
FH/34	Lineer design 1010 by Fritz Hansen
FU/12	Top/for for Dr. Yeas square table by Kartell
FU/17	Spice Tall Stool by Stayerlack
FU/22	Chair by Top
J01	
J02	
J03	
L01	Beaf ball fast named by Tom Dixon
L02	Cubo Wall by Tom Dixon
MA/01	
MA/03	
MA/04	
PL1/33	Lesson** Sofa by Fritz Hansen
SA/01	Design and Furniture by Tom Dixon




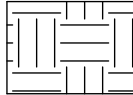
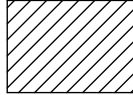
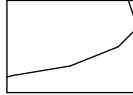

Revisions			Do not scale drawings. Use figured dimensions only. Check and verify levels and dimensions on site prior to commencement of any work, the preparation of drawings or the fabrication of components. This drawing is copyright and can not be reproduced without written consent.	Client Marion & Will Baker 	True North    	Project IDC302A Assessment Brief 1 46 Baywater Drive, Wentworth Point, NSW, 2127 Project number 2023.001	Drawing Title Bar Elevations 4-5 and Bar Section 1 Drawing Status PRESENTATION DRAWINGS NOT FOR CONSTRUCTION	Scale	Drawing No	Issue	
No	Date	Description						Ver. App'd	1:20	A11	01
01	14.05.23	PRESENTATION DRAWINGS						XX	Date	14.05.23	Drawn by



1 Bar Isometric

LEGEND

Hatch Type

	Existing		MDF
	Concrete		Earth
	Tile		Timber
	Plaster Board		

Wall Types

	STW1	13mm Plaster Board, 90mm Timber Stud Frame, 13mm Plaster Board
	STW2	13mm Plaster Board, 90mm Timber Stud Frame, 13mm FC, 2mm Glue, 10mm Tile
	STW3	10mm Tile, 2mm Glue, 13mm FC, 90mm Timber Stud Frame, 13mm FC, 2mm Glue, 10mm Tile


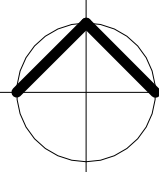

Abbreviations

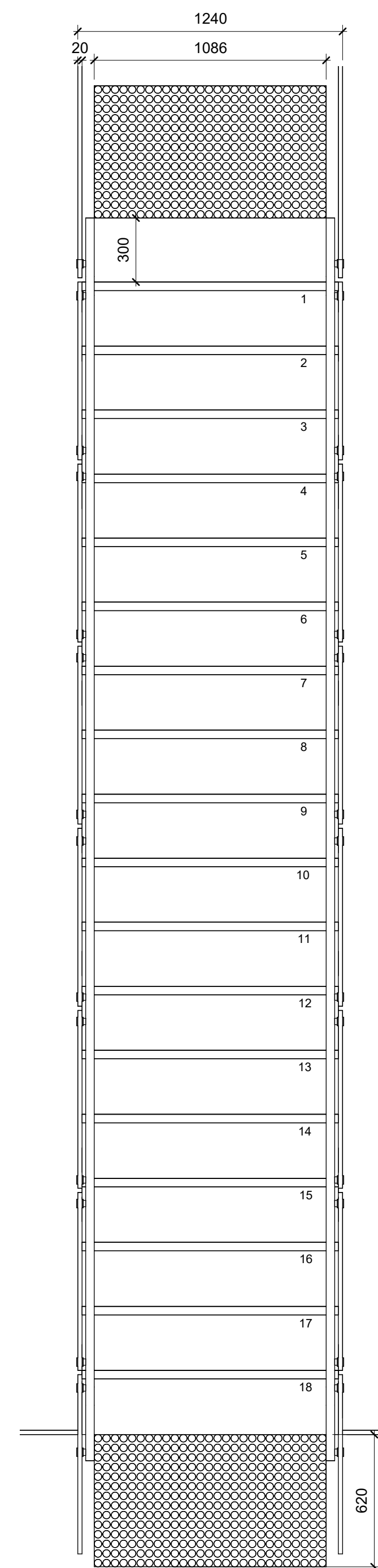
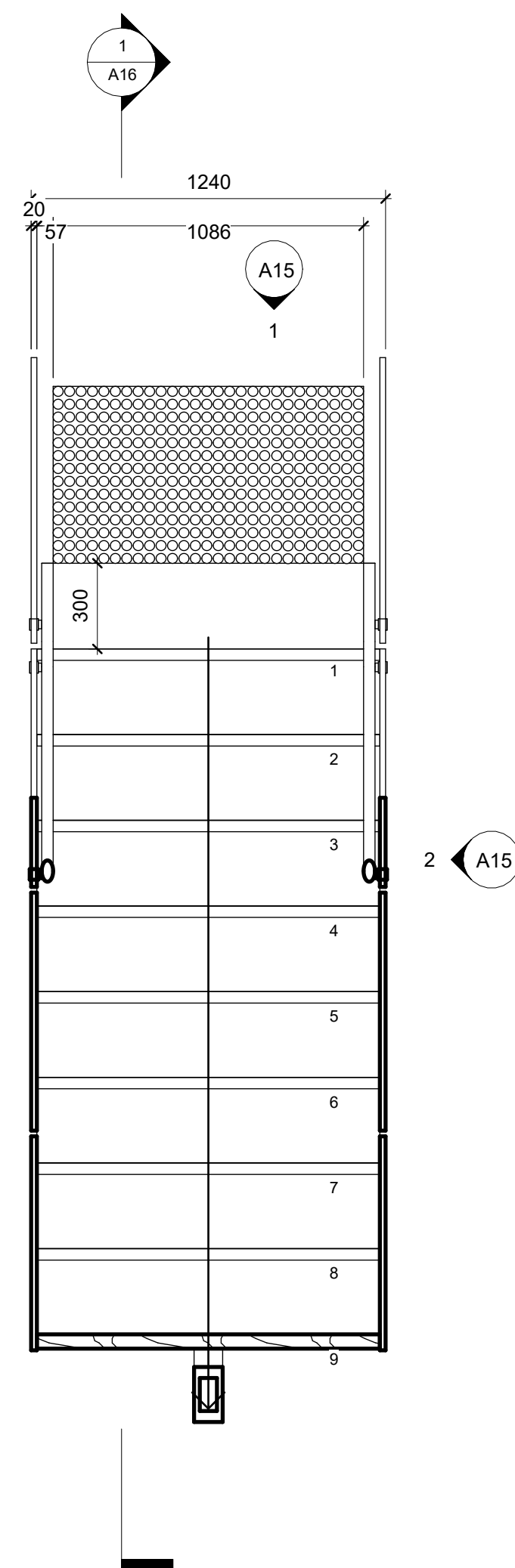
FFL	Finished Floor Level
FCL	Finished Ceiling Level
COS	Confirmed on Site
MA	Material
FU	Furniture
EQ	Electrical Equipment

Keynote Legend

Key Value	Keynote Text
AP02	IMC Glass Door Add-On Module
AP03	Solid Door Add-On Module B16/700S by IMC
AP04	Draw Unit add-on module B16/701S by IMC
AP07	Premium Glasswasher and Light Duty Dishwasher GM by Washtech
AP09	Bench Tops 600MM BT600-LS BY WALDORF
AP11	Economy Passthrough Dishwasher ME by Washtech
AP12	8820 series 8 Burners double static oven RN8820G by Waldorf
AP16	8900 series Chargrill 900mm CH8900G-LS by Waldorf
AP18	Gas Fryer FN8120G by Waldorf
BH401	BOHEME Coffee table by ZAGAS
DS1	Urinal by Duravick Starck
EQ01	Ice Chest B23/100 by IMC
EQ06	Shelf Drainer B23/100 by IMC
EQ12	Single Sink B23/1100 by IMC
EQ14	Worktop Unit B23/090 by IMC
EQ17	Waste Unit B26/040 by IMC
EQ18	Storage Cupboard B26/1060 by IMC
EQ42	600 series benches SB6150A by Ryno
EQ45	Semi hoop bike stand BST03 by Street Furniture
EQ47	Le Pixel Beach Umbrella by Basil Bange
EQ61	TokyoStar SS by TokyoStar
FH33	Series 3300™ Lounge chair by Fritz Hansen
FU10	Linear dining & seating by Tait
FU12	Top/Tip for Dr. Yeas square table by Kartell
FU17	Spoke Tall Stool by Stylecraft
FU22	A chair by Tolix
J01	
J02	
J03	
L01	Beat flat tall pendant by Tom Dixon
L02	Cubo Wall by Nemo
MA01	
MA03	
MA04	
PL11B	Lissoni™ Sofa by Fritz Hansen
SA01	Dyson Airblade dB hand dryer by Dyson




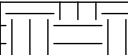





Revisions			Do not scale drawings. Use figured dimensions only. Check and verify levels and dimensions on site prior to commencement of any work, the preparation of drawings or the fabrication of components. This drawing is copyright and can not be reproduced without written consent.	Client Marion & Will Baker 	True North 	Billy Blue College of Design 46-52 Mountain Street, Ultimo, NSW 2007, Australia +61 (0)2 9999 9999   	Project IDC302A Assessment Brief 1 46 Baywater Drive, Wentworth Point, NSW, 2127 Project number 2023.001	Drawing Title Bar Isometric Drawing Status PRESENTATION DRAWINGS NOT FOR CONSTRUCTION	Scale	Drawing No	Issue	
No	Date	Description							Ver. App'd	1:20	A12	01
01	14.05.23	PRESENTATION DRAWINGS							Approver			
									Date	14.05.23		
									Drawn by	Author		



LEGEND

Hatch Type

	Existing		MDF
	Concrete		Earth
	Tile		Timber
	Plaster Board		

Wall Types


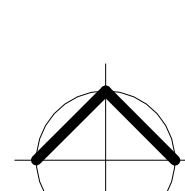



STW1	13mm Plaster Board, 90mm Timber Stud Frame, 13mm Plaster Board
STW2	13mm Plaster Board, 90mm Timber Stud Frame, 13mm FC, 2mm Glue, 10mm Tile
STW3	10mm Tile, 2mm Glue, 13mm FC, 90mm Timber Stud Frame, 13mm FC, 2mm Glue, 10mm Tile

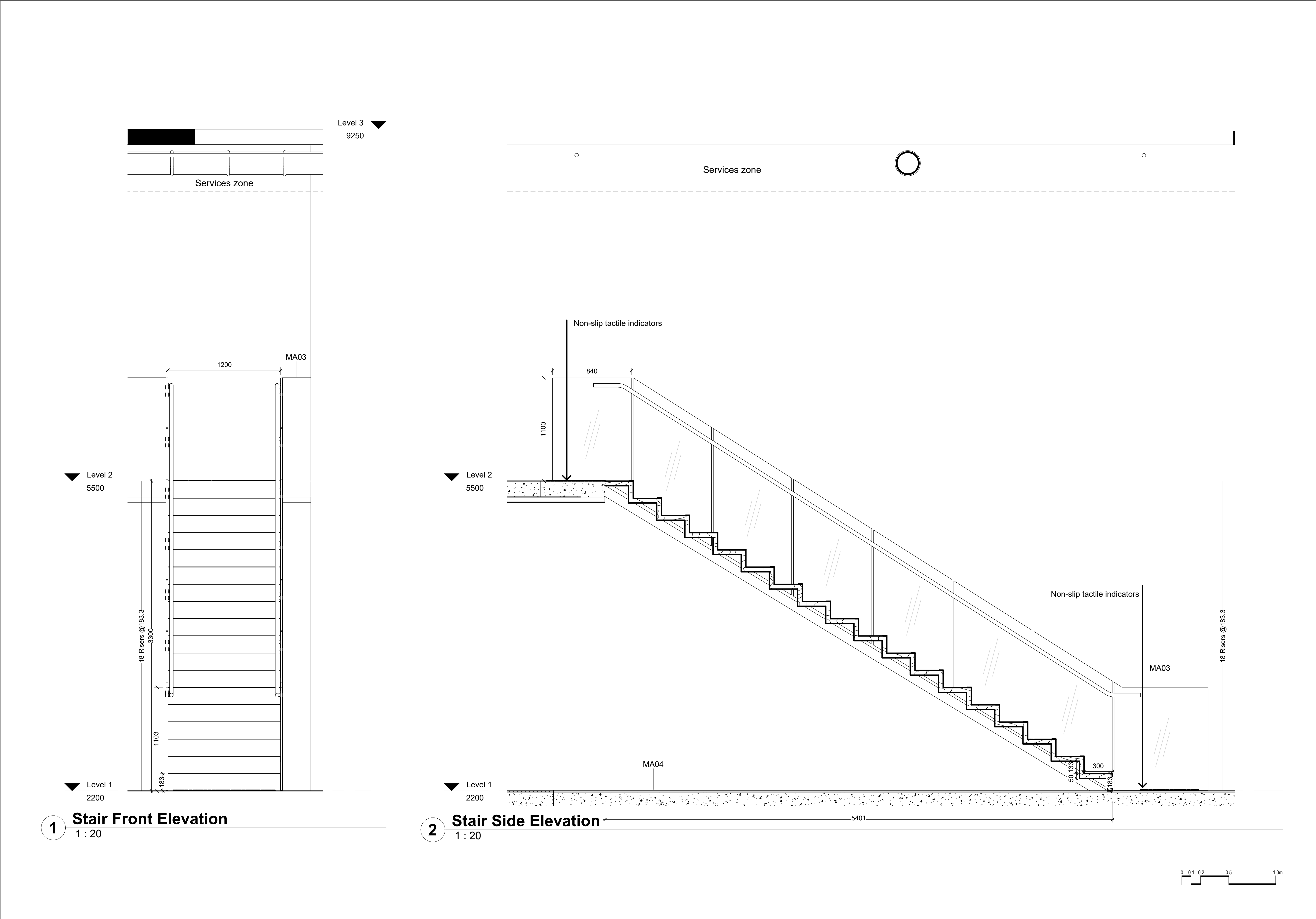
Abbreviations

FFL	Finished Floor Level
FCL	Finished Ceiling Level
COS	Confirmed on Site
MA	Material
FU	Furniture
EQ	Electrical Equipment

Keynote Legend

Key Value	Keynote Text
AP02	IMC Glass Door Add On Module
AP03	Solid Door Add-on Module H167003 by IMC
AP04	Draw Line add module H167015 by IMC
AP07	Premium Glass Door with Light/Dishwasher GRM by Washburn
AP08	Brush Tones 500MM H186005 by WLDorford
AP09	Economy 400MM Dishwasher MB6 by Washburn
AP10	8200 series 8 Burners double door PRH8200 by Waldorf
AP12	8900 series Chavright 800MM CH8900-LS by Waldorf
AP16	Free Gas FHR1250 by Waldorf
BH4401	BCH&ME Coffee table by ZAGAS
E001	Upright by Durawick
E001	Ice chest B25231 by IMC
E001	Shelf Drawer B25238 by IMC
E012	Single Sink B25110 by IMC
E014	Worktop Unit B25100 by IMC
E017	Waste Unit B25040 by IMC
E018	Storage Cupboard B250160 by IMC
E045	600 series bench 55851504 by Ryton
E048	Scrim hoop bike stand B57303 by Street Furniture
E048	Le Poxel Bench Umbrella by Bassi Bangs
F043	Toybox S2 by TokyoKok
F043	Series 3000 Lounge chair by Fritz Hansen
F043	Long chair by Fritz Hansen
FU12	Top Top for Dy. Yeans space table by Kantell
FU12	Spoke Tall Stool by Stylcraft
FU12	A chair by Tizio
J01	
J02	
L01	Beast flat tail pendant by Tom Dixon
L02	
MA01	Cubo Wall by Nemo
MA03	
MA04	
PL1138	Lissoni/ Solis by Fritz Hansen
PL1138	Dyson Airblade by Dyson

Revisions			Do not scale drawings. Use figured dimensions only. Check and verify levels and dimensions on site prior to commencement of any work, the preparation of drawings or the fabrication of components. This drawing is copyright and can not be reproduced without written consent.	Client Marion & Will Baker 	True North    	Project IDC302A Assessment Brief 1 46 Baywater Drive, Wentworth Point, NSW, 2127 Project number 2023.001	Drawing Title Stair Lower and Upper Plans Drawing Status PRESENTATION DRAWINGS NOT FOR CONSTRUCTION	Scale		Drawing No	Issue	
No	Date	Description						Ver.	App'd	1:20	A14	01
01	14.05.23	PRESENTATION DRAWINGS						XX		Date	14.05.23	
							Drawn by	JD				



LEGEND

Hatch Type

	Existing		MDF
	Concrete		Earth
	Tile		Timber
	Plaster Board		

Wall Types

	STW1	13mm Plaster Board, 90mm Timber Stud Frame, 13mm Plaster Board
	STW2	13mm Plaster Board, 90mm Timber Stud Frame, 13mm FC, 2mm Glue, 10mm Tile
	STW3	10mm Tile, 2mm Glue, 13mm FC, 90mm Timber Stud Frame, 13mm FC, 2mm Glue, 10mm Tile

Abbreviations

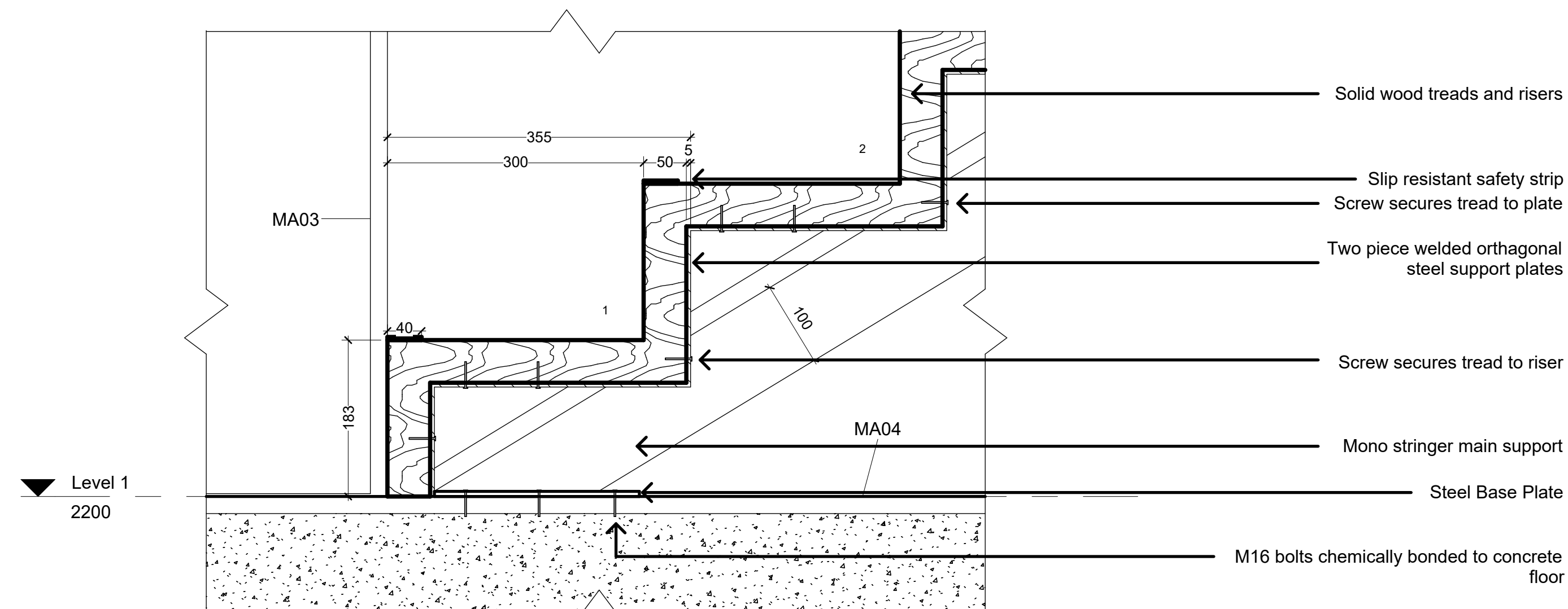
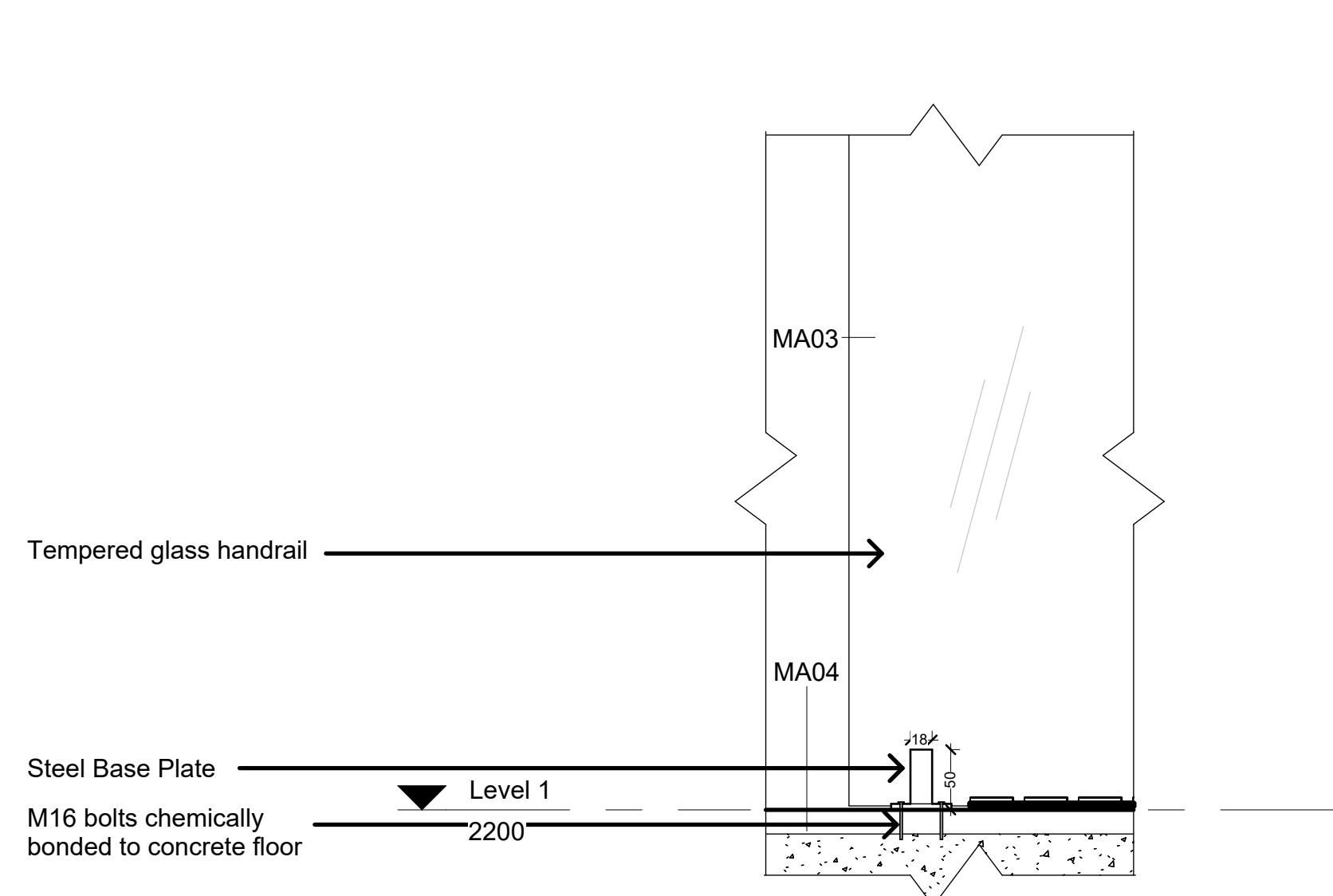
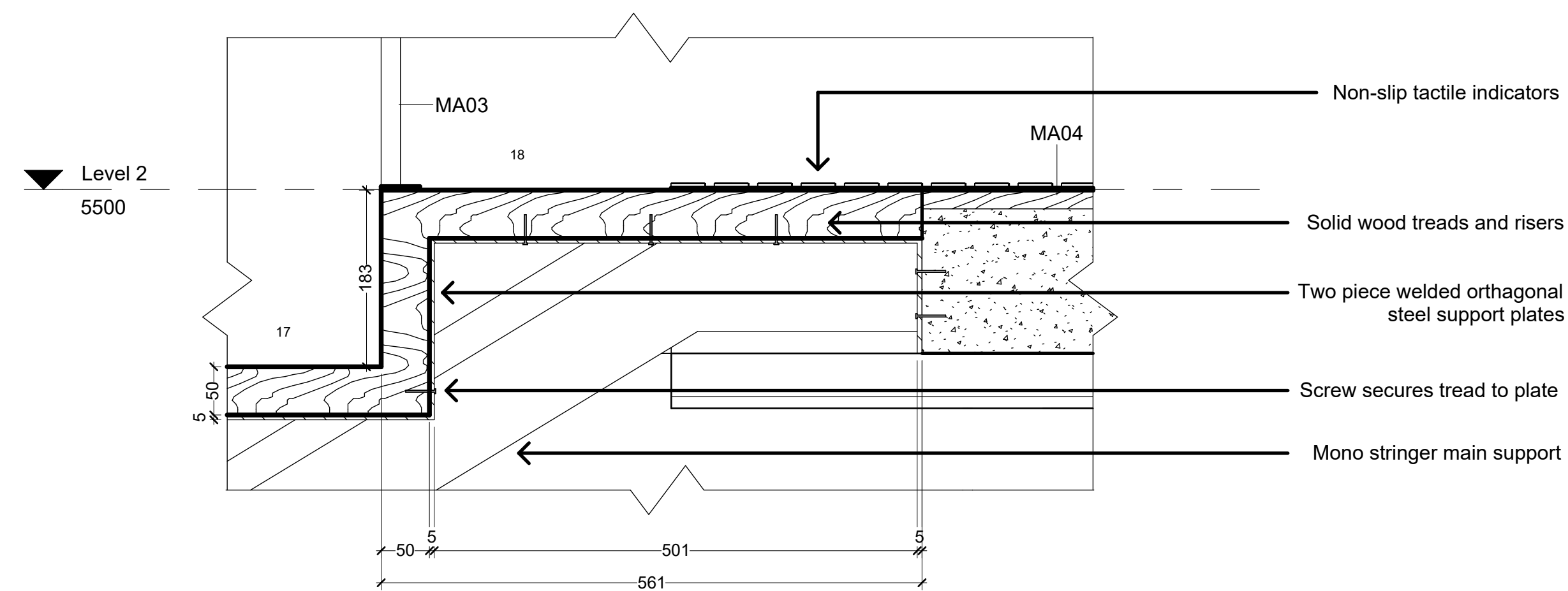
FFL	Finished Floor Level
FCL	Finished Ceiling Level
COS	Confirmed on Site
MA	Material
FU	Furniture
EQ	Electrical Equipment

Keynote Legend

Key Value	Keynote Text
AP12	IMC Glass Door Add On Module
AP13	Solid Door Add-On Module B16/700S by IMC
AP14	Draw Unit add-on module B16/701S by IMC
AP17	Premium Glasswasher and Light Duty Dishwasher GM by Washtech
AP19	Bench Type 600MM B1600-LS BY WALDORF
AP11	Economy Passthrough Dishwasher ME by Washtech
AP12	8800 series 8 Burners double static oven RN8820G by Waldorf
AP16	8900 series Chargrill 900mm CH8900G-LS by Waldorf
AP18	Gas Fryer FH8120G by Waldorf
BRH401	BOHEME Coffee table by ZAGAS
DS1	Urinal by Duravick Stark
EQ01	Ice Chest B2S1100 by IMC
EQ06	Sheet Drainage B2S81100 by IMC
EQ12	Single Sink B2S11100 by IMC
EQ14	Worktop Unit B2S0060 by IMC
EQ17	Waste Unit B2S0040 by IMC
EQ18	Worktop Cupboard B2S1060 by IMC
EQ42	600 series benches SB6150A by Ryno
EQ45	Semi hoop bike stand BST03 by Street Furniture
EQ47	Le Pixel Beach Umbrella by Basil Bangs
EQ41	TokyoBike SS by TokyoBike
PH33	Series 3300™ Lounge chair by Fritz Hansen
FU10	Linear dining & seating by Tail
FU12	Top/Trap for Dr. Yeak square table by Kartell
FU17	Spike Tall Stool by Stylecraft
FU22	A chair by Tolix
J01	
J02	
J03	
L01	Beat flat tall pendant by Tom Dixon
L02	Cubo Wall by Nemo
MA01	
MA03	
MA04	
FL11S	Lissoni™ Sofa by Fritz Hansen
SA01	Dyson Airblade dB hand dryer by Dyson








Revisions			Do not scale drawings. Use figured dimensions only. Check and verify levels and dimensions on site prior to commencement of any work, the preparation of drawings or the fabrication of components. This drawing is copyright and can not be reproduced without written consent.	Client Marion & Will Baker 	True North 	Billy Blue College of Design 46-52 Mountain Street, Ultimo, NSW 2007, Australia +61 (0)2 9999 9999 	Project IDC302A Assessment Brief 1 46 Baywater Drive, Wentworth Point, NSW, 2127 Project number 2023.001	Drawing Title Stair Elevations 1-2 Drawing Status PRESENTATION DRAWINGS NOT FOR CONSTRUCTION	Scale 1:20 Date 14.05.23 Drawn by JD	Drawing No A15 Issue 01
No	Date	Description								
01	14.05.23	PRESENTATION DRAWINGS								





LEGEND

Hatch Type

	Existing		MDF
	Concrete		Earth
	Tile		Timber
	Plaster Board		

Wall Types


STW1	13mm Plaster Board, 90mm Timber Stud Frame, 13mm Plaster Board
STW2	13mm Plaster Board, 90mm Timber Stud Frame, 13mm FC, 2mm Glue, 10mm Tile
STW3	10mm Tile, 2mm Glue, 13mm FC, 90mm Timber Stud Frame, 13mm FC, 2mm Glue, 10mm Tile

Abbreviations

FFL	Finished Floor Level
FCL	Finished Ceiling Level
COS	Confirmed on Site
MA	Material
FU	Furniture
EQ	Electrical Equipment

Keynote Legend

Key Value	Keywords Text
AP02	IMC Glass Door Add On Module
AP02	Sold Door Add-On Module by IMC
AP04	Draw Unit 1000cm 1670/15 by IMC
AP04	Premium Glasswasher and Light Duty Dishwasher (MC by Washline)
AP06	Top Top Type 1000cm by Washline
AP11	Energy Passthrough Dishwasher MCL by Washline
AP12	8600 series 8 Burners double door oven RNB202G by Waldorf
AP16	8600 series Char grill 1000cm CHB800GL by Waldorf
AP18	Gas Fryer 11200 by Waldorf
AP18	Wine Chiller Cabinet by JAGAS
AP40	Ice Chest Dishwasher Stack
DS1	Unit DCB233100 by IMC
EQ07	Shelving Drawer B230100 by IMC
EQ12	Sink Single Sink 11200 by IMC
EQ14	Wash Unit 8200100 by IMC
EQ17	Wash Unit B260040 by IMC
EQ18	Stainless Cupboard B261000 by IMC
EQ42	400cm kitchen SBB150 by Ryco
EQ45	Semi hoob rack stand B15703 by Street Furniture
EQ45	The Peak Bench constructed by Best Banz
EQ45	Toyekids ES5 by toyekids
FH53	Series 3300" Lounge chair by Fritz Hansen
FU10	New design chair by Waldorf
FU12	Top Top for Dr. Yeans square table by Kalliope
FU17	Table 1st 300 by Stylcraft
FU22	A chair by Tole
J01	
J03	
L01	Bea flat tail pendulum by Tom Dixon
L02	Cool Wall by Nemo
MA01	
MA02	
MA03	
MA04	Linson's "Ride by Fritz Hansen
PL138	Dyson Airblade eb hand dryer by Dyson

Revisions			<div>Do not scale drawings. Use figured dimensions only. Check and verify levels and dimensions on site prior to commencement of any work, the preparation of drawings or the fabrication of components.</div> <div>This drawing is copyright and can not be reproduced without written consent.</div>	<div>Client</div> <div>Marion & Will Baker</div> <div></div>	<div>True North</div> <div></div> <div>NORTH</div> <div> </div> <div></div>	<div>Project</div> <div>IDC302A Assessment Brief 1</div> <div>46 Baywater Drive, Wentworth Point, NSW, 2127</div> <div>Project number</div> <div>2023.001</div>	<div>Drawing Title</div> <div>Stair Detail Sections Lower & Upper</div> <div>Drawing Status</div> <div>PRESENTATION DRAWINGS</div> <div>NOT FOR CONSTRUCTION</div>	<div>Scale</div> <div>1:5</div> <div>Date</div> <div>14.05.23</div> <div>Drawn by</div> <div>JD</div>	<div>Drawing No</div> <div>A17</div> <div>Issue</div> <div>01</div>	
No	Date	Description								Ver. App'd
01	14.05.23	PRESENTATION DRAWINGS								XX



1 Perspective 1 Decal


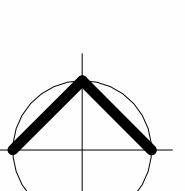


LEGEND

Hatch Type		
	Existing	MDF
	Concrete	Earth
	Tile	Timber
	Plaster Board	

Wall Types	
STW1	13mm Plaster Board, 90mm Timber Stud Frame, 13mm Plaster Board
STW2	13mm Plaster Board, 90mm Timber Stud Frame, 13mm FC, 2mm Glue, 10mm Tile
STW3	10mm Tile, 2mm Glue, 13mm FC, 90mm Timber Stud Frame, 13mm FC, 2mm Glue, 10mm Tile

Abbreviations	
FFL	Finished Floor Level
FCL	Finished Ceiling Level
COS	Confirmed on Site
MA	Material
FU	Furniture
EQ	Electrical Equipment

Keynote Legend	
Key Value	Keynote Text
AP12	IMC Glass Door Add-On Module
AP13	Solid Door Add-On Module B16/700S by IMC
AP14	Draw Unit add-on module B16/701S by IMC
AP17	Premium Glasswasher and Light Duty Dishwasher GM by Washtech
AP19	Bench Type 600MM B16500-LS BY WALDORF
AP11	Economy Passthrough Dishwasher ME by Washtech
AP12	8500 series 8 Burners double static oven RN8520G by Waldorf
AP16	8900 series Chargrill 900mm CH8900G-LS by Waldorf
AP18	Gas Fryer FN8120G by Waldorf
BRM1	BOHEME Coffee table by ZAGAS
DS1	Urinal by Duravick Starck
EQ01	Ice Chest B25/100 by IMC
EQ06	Sheet Drainage B25/100 by IMC
EQ12	Single Sink B25/1100 by IMC
EQ14	Worktop Unit B25/060 by IMC
EQ17	Waste Unit B25/0940 by IMC
EQ18	Storage Cupboard B25/1060 by IMC
EQ42	600 series benches SB6150A by Ryno
EQ45	Semi hoop bike stand BST03 by Street Furniture
EQ47	Le Pixel Beach Umbrella by Basil Bangs
EQ61	TokyoBike SS by TokyoBike
PH33	Series 3300™ Lounge chair by Fritz Hansen
FU10	Linear dining & seating by Tail
FU12	Top/Trap for Dr. Yeas square table by Kartell
FU17	Spike Tall Stool by Stylecraft
FU22	A chair by Tolix
J01	
J02	
J03	
L01	Beat flat tall pendant by Tom Dixon
L02	Cubo Wall by Nemo
MA01	
MA03	
MA04	
FL113S	Lissoni™ Sofa by Fritz Hansen
SA01	Dyson Airblade dB hand dryer by Dyson

Revisions			Do not scale drawings. Use figured dimensions only. Check and verify levels and dimensions on site prior to commencement of any work, the preparation of drawings or the fabrication of components. This drawing is copyright and can not be reproduced without written consent.	Client Marion & Will Baker 	True North 	Billy Blue College of Design 46-52 Mountain Street, Ultimo, NSW 2007, Australia +61 (0)2 9999 9999  	Project IDC302A Assessment Brief 1 46 Baywater Drive, Wentworth Point, NSW, 2127 Project number 2023.001	Drawing Title Level 1 Perspective Decal Drawing Status PRESENTATION DRAWINGS NOT FOR CONSTRUCTION	Scale	Drawing No	Issue	
No	Date	Description							Ver. App'd	N/A	A18	01
01	14.05.23	PRESENTATION DRAWINGS							XX			